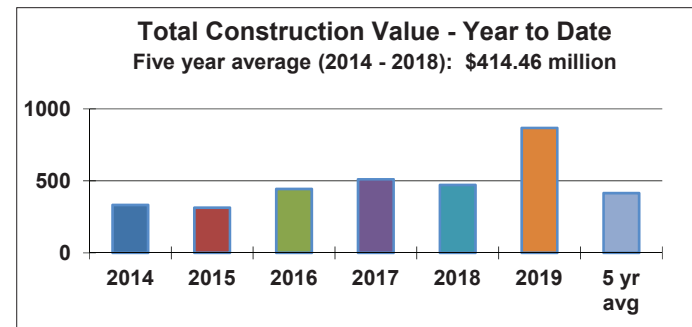
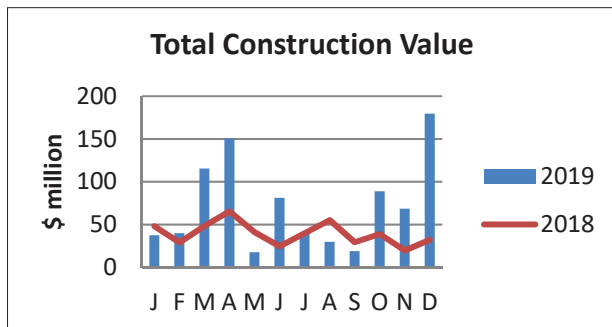
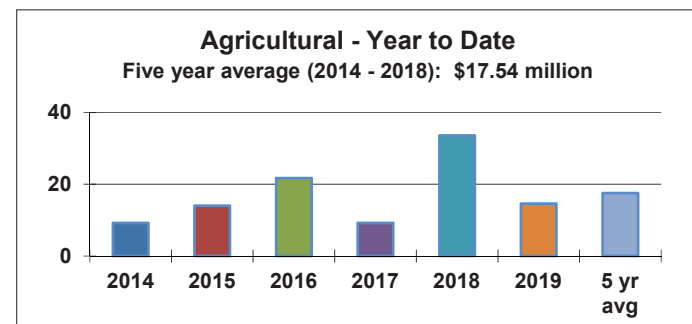
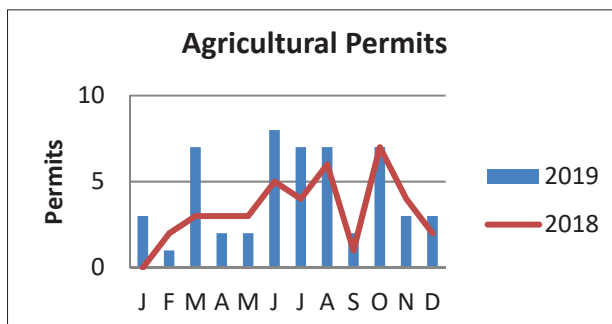


The Township of Langley's Community Development Division publishes Langley Building Statistics monthly. The purpose of the publication is to provide information on current activity, historical comparisons, and trends in building construction in the Township.

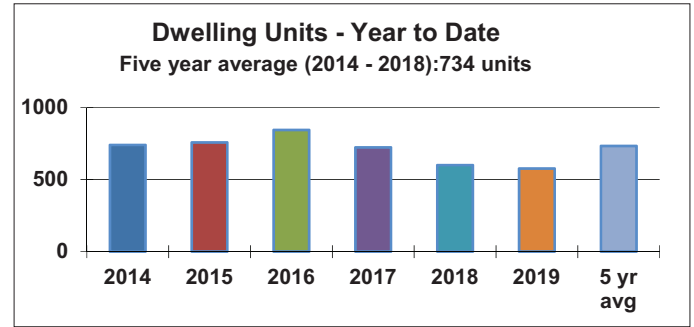
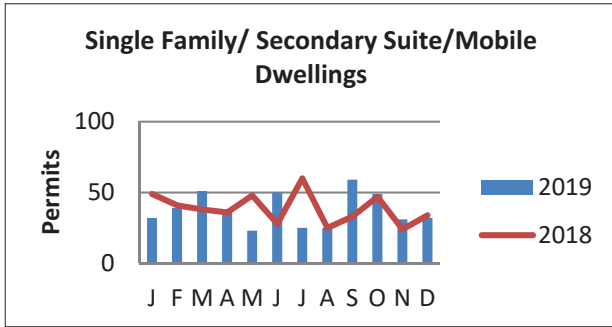
## Total Construction Value – All Types of Building Permits



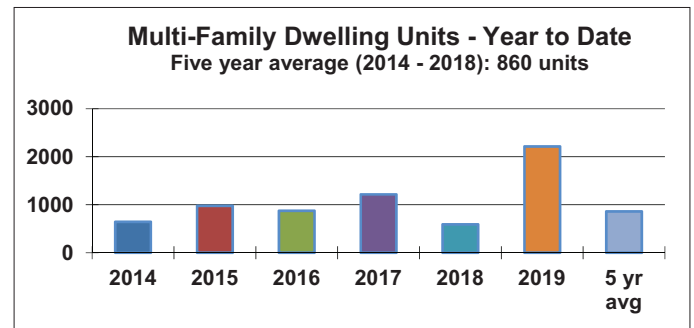
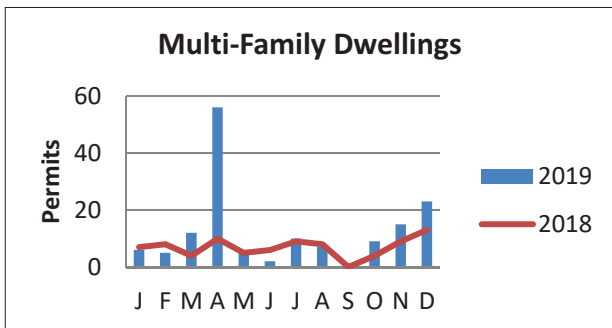
- 238 Building Permits issued in the month of December with total construction value: \$179,636,514
- Total value of Building Permits issued to the end of December 2019: \$867,477,563



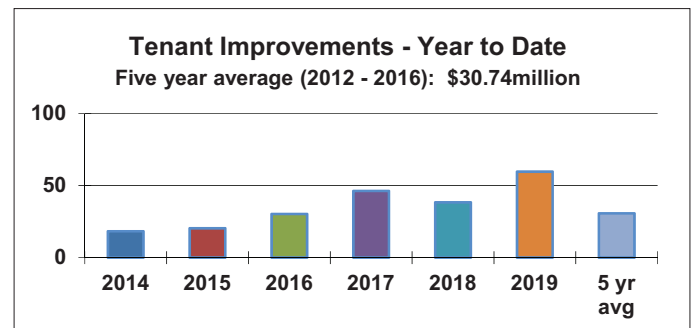
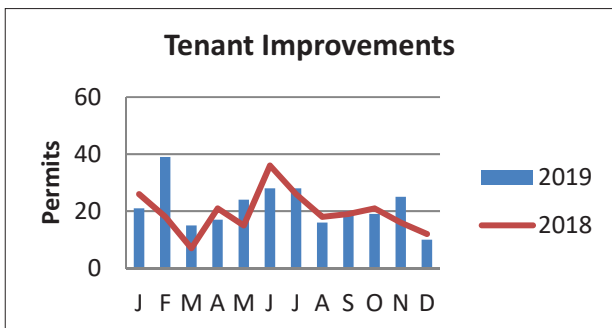
- 3 Agricultural Permits were issued in the month of December with total value: \$2,504,406
- Total value of permits for agricultural development to the end of December 2019: \$14,583,785



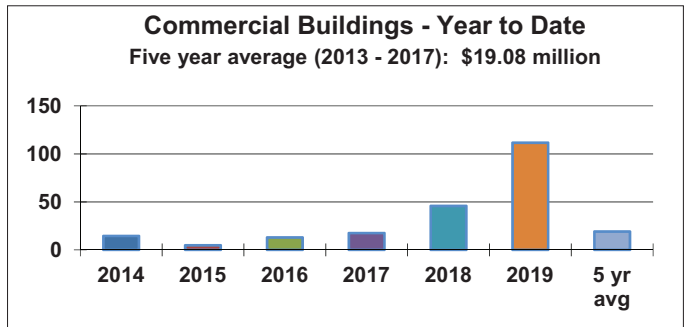
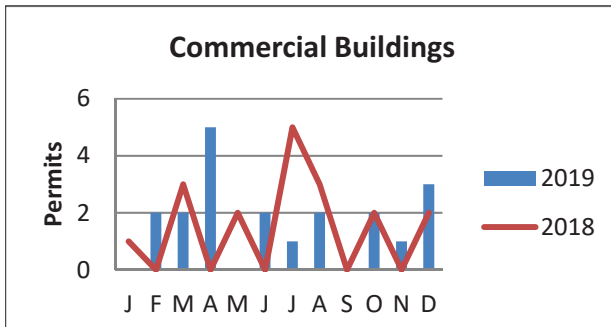
- 32 Building Permits issued in the month of December with total value: \$7,114,037
- 452 Building Permits for 577 dwelling units were issued to the end of December 2019



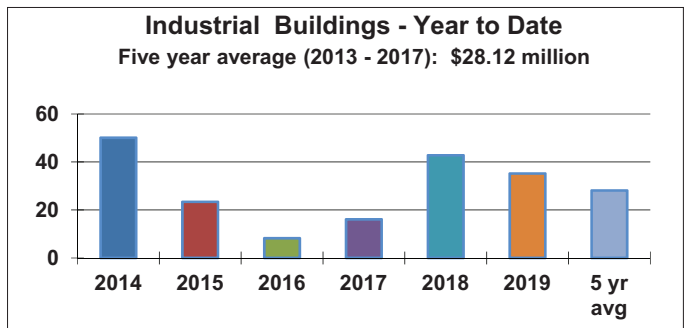
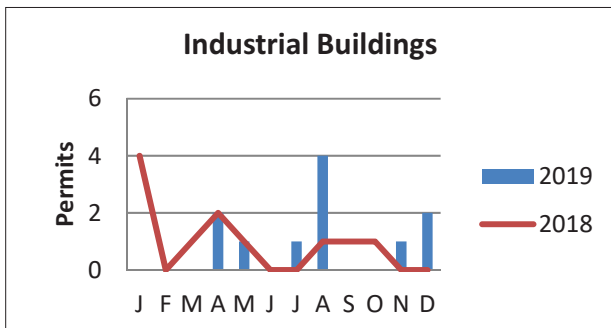
- 23 Multi-Family Building Permits issued in the month of December with a total value: \$137,114,720
- 811 Multi-Family units were created in December
- 150 Multi-Family Building Permits were issued for 2215 multi-family units to the end of December 2019



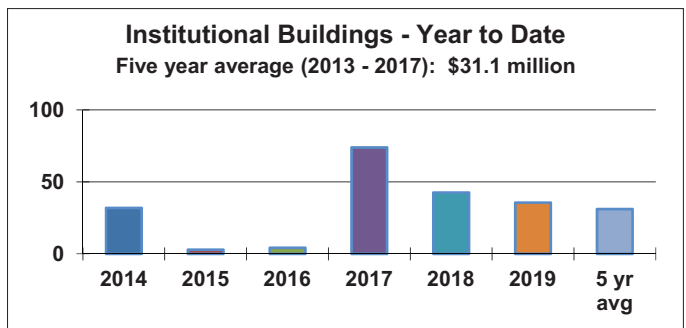
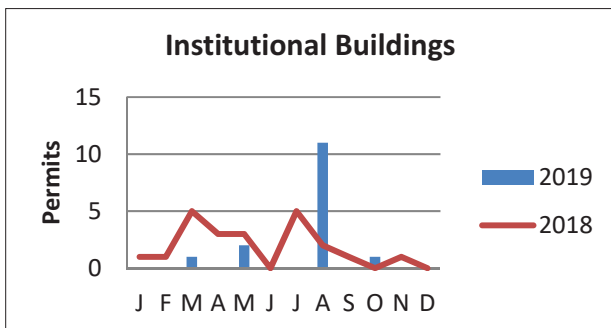
- 10 Tenant Improvement Permits issued in the month of December with total value: \$1,055,312
- Total value of permits for tenant improvements issued to the end of December 2019: \$59,749,392



- 3 Commercial Building Permits issue in the month of December with a total value: \$24,073,817
- Total value of permits for commercial development issued to the end of December 2019: \$111,599,642



- 2 Industrial Building Permits issued in the month of December with a total value: \$7,055,000
- Total value of permits for industrial development issued to the end of December 2019: \$35,233,453



- There were no Institutional Building Permits issued in the month of December
- Total value of permits for institutional development issued to the end of December 2019: \$35,650,000

Township of Langley Development Summary

Statistic	December 2019	December 2018	Year to Date Jan - Dec 2019	Year to Date Jan - Dec 2018
Permits issued	238	221	3,310	3,153
Permit fees collected	\$1,573,741	\$346,546	\$7,986,145	\$4,738,264
Inspection units	1,868	1,688	24,801	24,427
Total Construction Value:	\$179,636,514	\$32,127,450	\$867,477,563	\$471,387,426
• Agricultural	\$2,504,406	\$581,968	\$14,583,785	\$33,613,110
• Commercial	\$24,073,817	\$272,184	\$111,599,642	\$45,777,547
• Industrial	\$7,055,000	\$0	\$35,233,453	\$42,786,203
• Institutional	\$0	\$0	\$35,650,000	\$42,560,852
• Miscellaneous Residential	\$719,222	\$1,399,207	\$30,698,766	\$23,195,057
• Multi-family	\$137,114,720	\$16,618,284	\$467,386,710	\$124,567,609
• Residential	\$7,114,037	\$10,920,363	\$112,575,815	\$120,435,143
• Tenant Improvement	\$1,055,312	\$2,335,444	\$59,749,392	\$38,451,905
Dwelling Units Created:	855	90	2,792	1,191
• Mobile	8	2	38	43
• Multi-family	811	43	2,215	591
• Secondary Suites	19	20	278	303
• Single Family	17	25	261	254

Dwelling Units Created by Community  
January – December 2019

