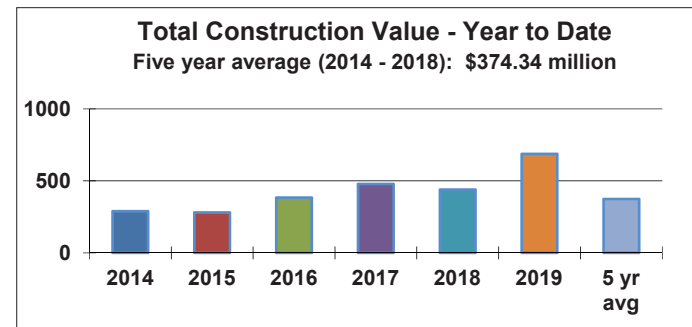
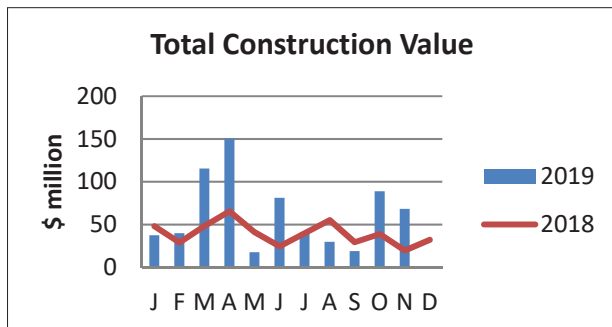
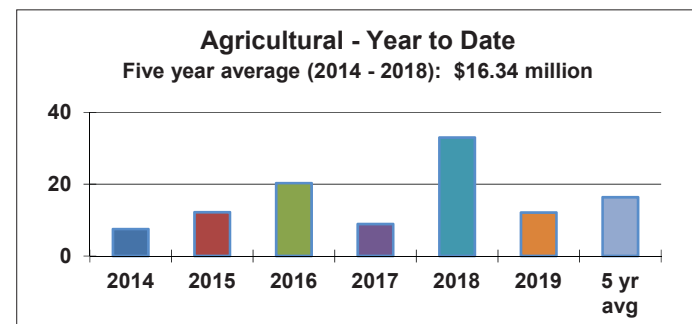
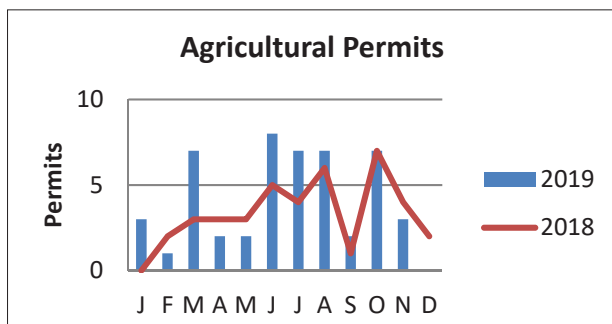


The Township of Langley's Community Development Division publishes Langley Building Statistics monthly. The purpose of the publication is to provide information on current activity, historical comparisons, and trends in building construction in the Township.

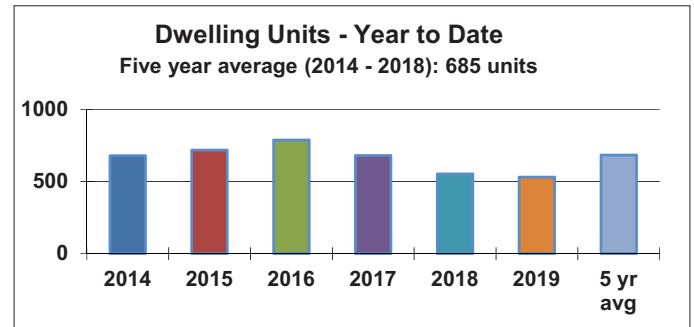
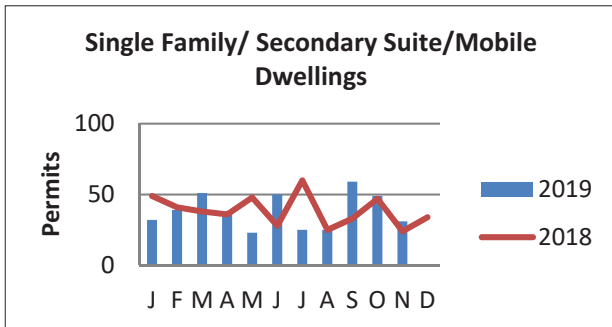
Total Construction Value – All Types of Building Permits



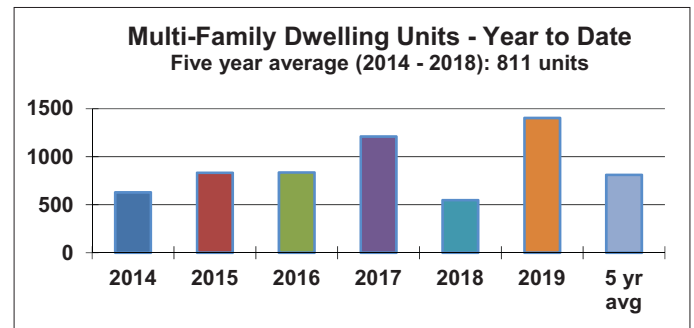
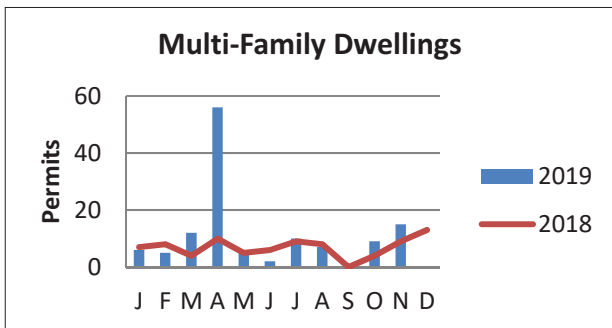
- 283 Building Permits issued in the month of November with total construction value: \$68,345,376
- Total value of Building Permits issued to the end of November 2019: \$687,841,050



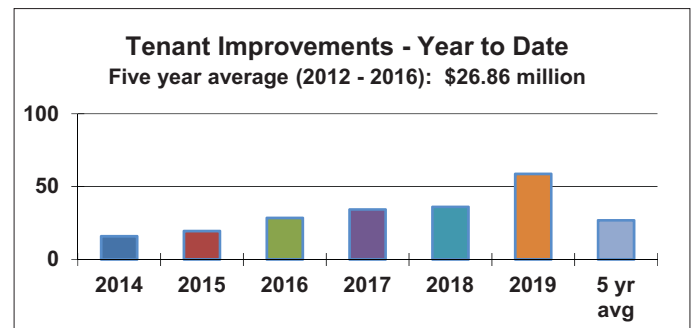
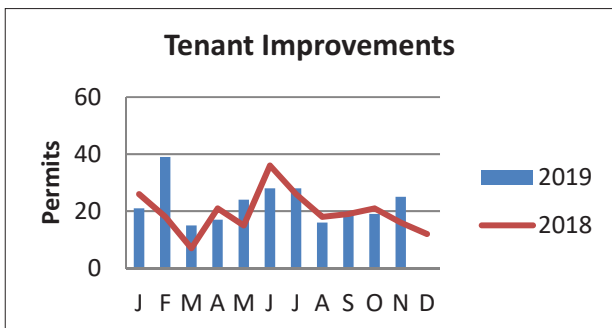
- 3 Agricultural Permits were issued in the month of November with total value: \$982,042
- Total value of permits for agricultural development to the end of November 2019: \$12,079,379



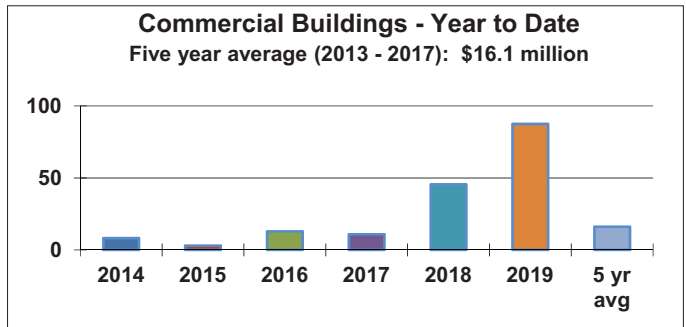
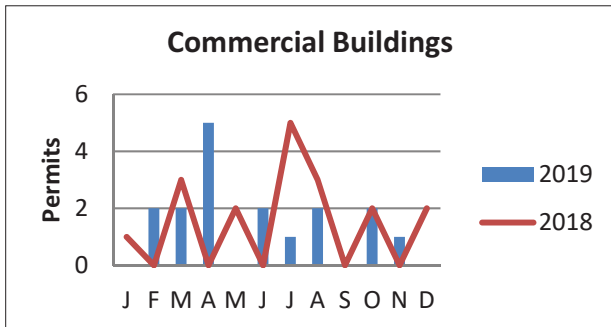
- 31 Building Permits issued in the month of November with total value: \$5,386,169
- 420 Building Permits for 532 dwelling units were issued to the end of November 2019



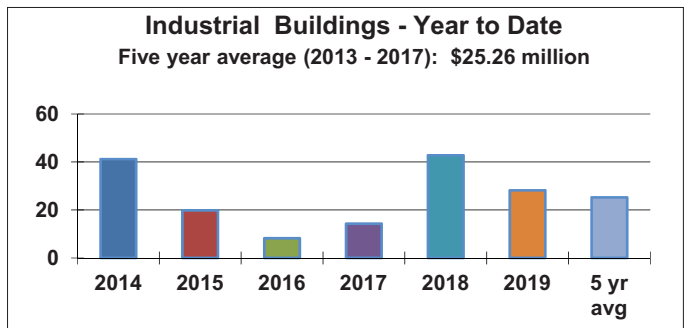
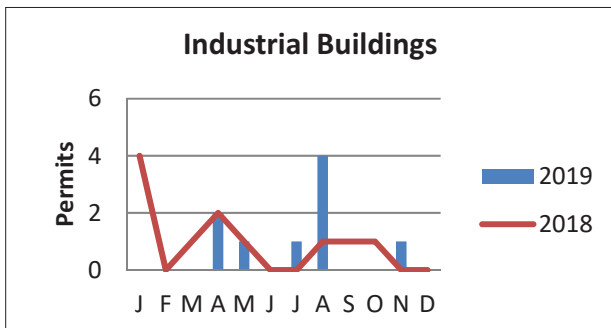
- 15 Multi-Family Building Permits issued in the month of November with a total value: \$13,981,140
- 54 Multi-Family units were created in November
- 127 Multi-Family Building Permits were issued for 1404 multi-family units to the end of November 2019



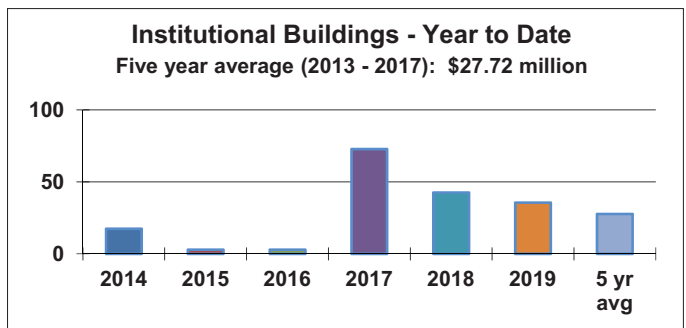
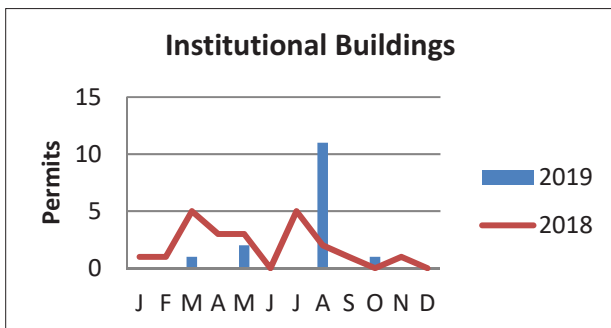
- 25 Tenant Improvement Permits issued in the month of November with total value: \$17,595,720
- Total value of permits for tenant improvements issued to the end of November 2019: \$58,694,080



- 1 Commercial Building Permit issue in the month of November with a total value: \$9,400,000
- Total value of permits for commercial development issued to the end of November 2019: \$87,525,825



- 1 Industrial Building Permit issued in the month of November with a total value: \$19,688,268
- Total value of permits for industrial development issued to the end of November 2019: \$28,178,453



- There were no Institutional Building Permits issued in the month of November
- Total value of permits for institutional development issued to the end of November 2019: \$35,650,000

Township of Langley Development Summary

Statistic	November 2019	November 2018	Year to Date Jan - Nov 2019	Year to Date Jan - Nov 2018
Permits issued	283	206	3,072	2,932
Permit fees collected	\$610,592	\$372,744	\$6,412,404	\$4,391,718
Inspection units	2,259	2,041	22,933	22,739
Total Construction Value:	\$68,345,376	\$19,578,337	\$687,841,050	\$439,259,975
• Agricultural	\$982,042	\$406,179	\$12,079,379	\$33,031,142
• Commercial	\$9,400,000	\$0	\$87,525,825	\$45,505,363
• Industrial	\$19,688,268	\$0	\$28,178,453	\$42,786,203
• Institutional	\$0	\$87,294	\$35,650,000	\$42,560,852
• Miscellaneous Residential	\$1,312,037	\$933,364	\$29,979,544	\$21,795,850
• Multi-family	\$13,981,140	\$9,767,959	\$330,271,990	\$107,949,325
• Residential	\$5,386,169	\$6,258,842	\$105,461,778	\$109,514,780
• Tenant Improvement	\$17,595,720	\$2,124,700	\$58,694,080	\$36,116,461
Dwelling Units Created:	83	66	1,936	1,101
• Mobile	6	4	30	41
• Multi-family	54	36	1,404	548
• Secondary Suites	13	16	258	283
• Single Family	10	10	244	229

Dwelling Units Created by Community
January – November 2019

