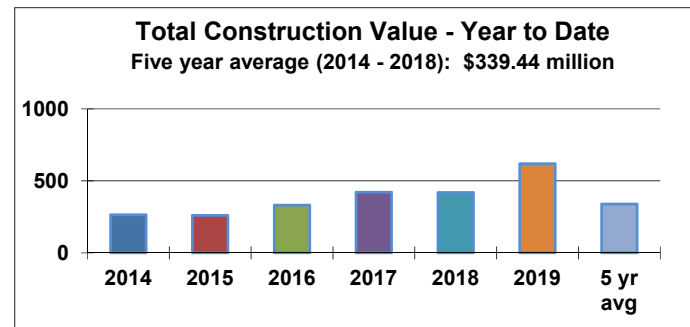
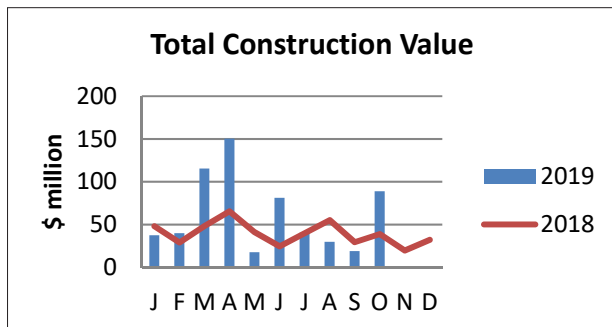


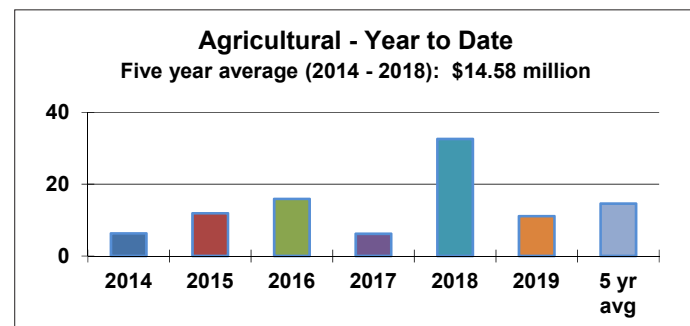
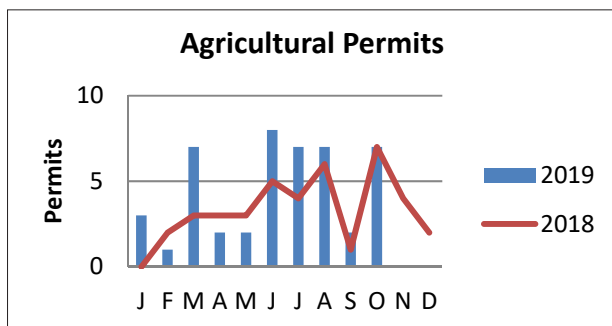


The Township of Langley's Community Development Division publishes Langley Building Statistics monthly. The purpose of the publication is to provide information on current activity, historical comparisons, and trends in building construction in the Township.

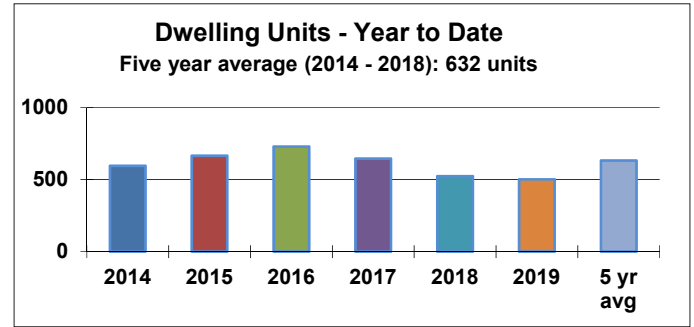
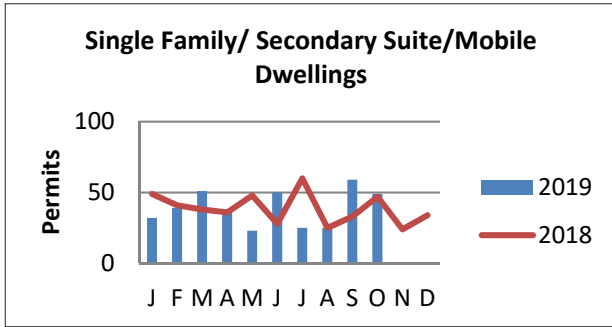
Total Construction Value – All Types of Building Permits



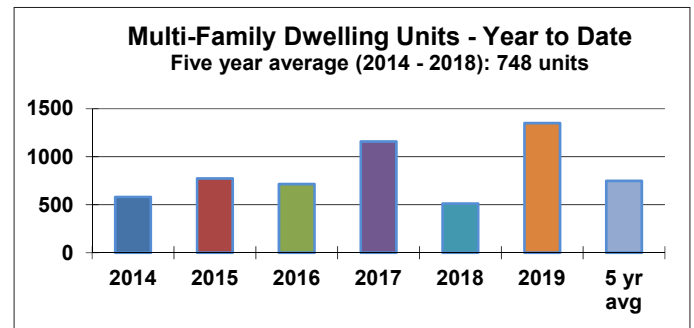
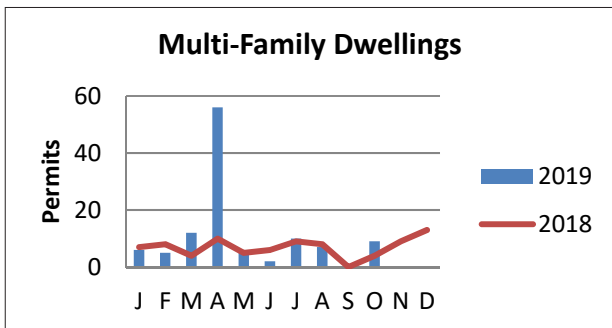
- 320 Building Permits issued in the month of October with total construction value: \$88,802,115
- Total value of Building Permits issued to the end of October 2019: \$619,495,674



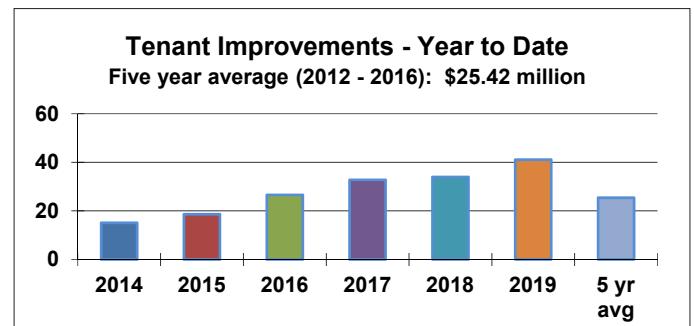
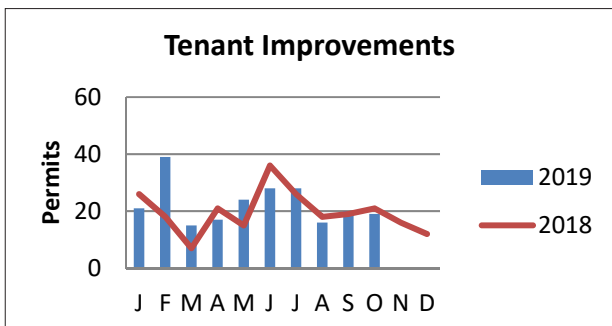
- 7 Agricultural Permits were issued in the month of October with total value: \$147,097
- Total value of permits for agricultural development to the end of October 2019: \$11,097,337



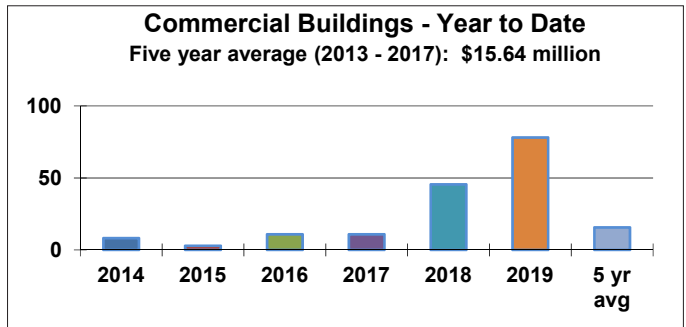
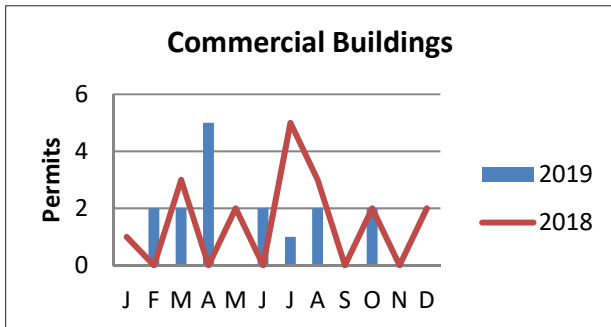
- 49 Building Permits issued in the month of October with total value: \$10,615,849
- 389 Building Permits for 502 dwelling units were issued to the end of October 2019



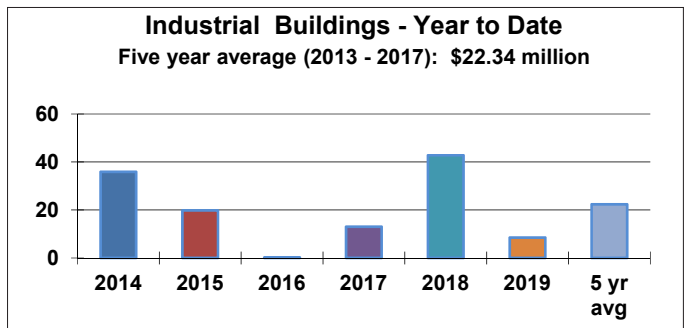
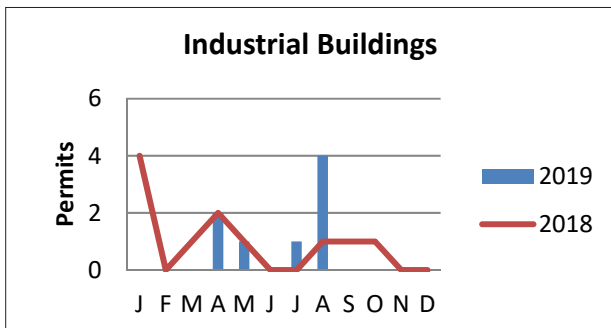
- 9 Multi-Family Building Permits issued in the month of October with a total value: \$68,341,528
- 387 Multi-Family units were created in October
- 112 Multi-Family Building Permits were issued for 1350 multi-family units to the end of October 2019



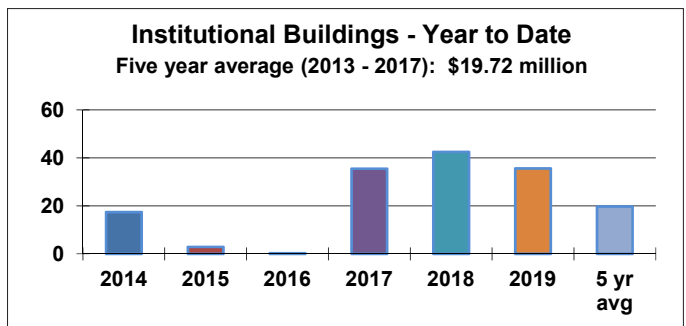
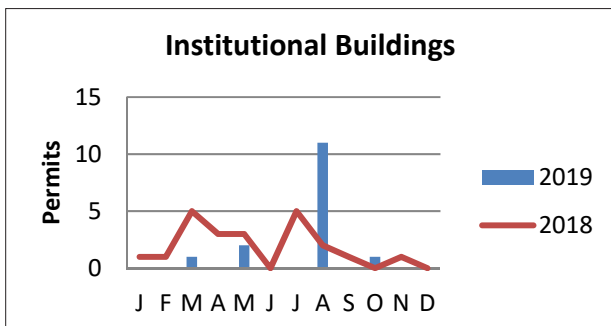
- 19 Tenant Improvement Permits issued in the month of October with total value: \$2,314,223
- Total value of permits for tenant improvements issued to the end of October 2019: \$41,098,360



- 2 Commercial Building Permits issue in the month of October with a total value: \$4,040,000
- Total value of permits for commercial development issued to the end of October 2019: \$78,125,825



- There were no Industrial Building Permits issued in the month of October
- Total value of permits for industrial development issued to the end of October 2019: \$8,490,185



- 1 Institutional Building Permit issued in the month of October with a value: \$880,000
- Total value of permits for institutional development issued to the end of October 2019: \$35,650,000

Township of Langley Development Summary

Statistic	October 2019	October 2018	Year to Date Jan - Oct 2019	Year to Date Jan - Oct 2018
Permits issued	320	296	2,789	2,726
Permit fees collected	\$813,613	\$393,146	\$5,801,813	\$4,018,974
Inspection units	1,860	2,417	20,674	20,698
Total Construction Value:	\$88,802,115	\$38,942,042	\$619,495,674	\$419,681,638
• Agricultural	\$147,097	\$2,546,093	\$11,097,337	\$32,624,963
• Commercial	\$4,040,000	\$760,000	\$78,125,825	\$45,505,363
• Industrial	\$0	\$4,600,000	\$8,490,185	\$42,786,203
• Institutional	\$880,000	\$0	\$35,650,000	\$42,473,558
• Miscellaneous Residential	\$2,463,418	\$3,638,554	\$28,667,507	\$20,862,486
• Multi-family	\$68,341,528	\$10,787,946	\$316,290,850	\$98,181,366
• Residential	\$10,615,849	\$11,352,799	\$100,075,609	\$103,255,938
• Tenant Improvement	\$2,314,223	\$5,256,650	\$41,098,360	\$33,991,761
Dwelling Units Created:	449	120	1,852	1,035
• Mobile	4	6	24	37
• Multi-family	387	63	1,350	512
• Secondary Suites	29	25	244	267
• Single Family	29	26	234	219

Dwelling Units Created by Community January – October 2019

