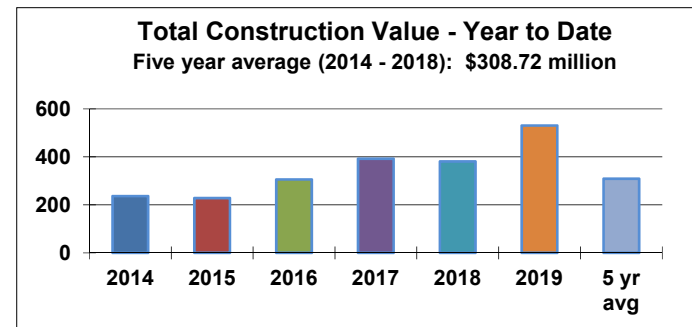
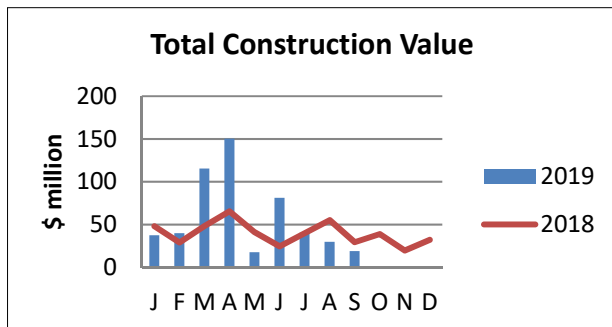
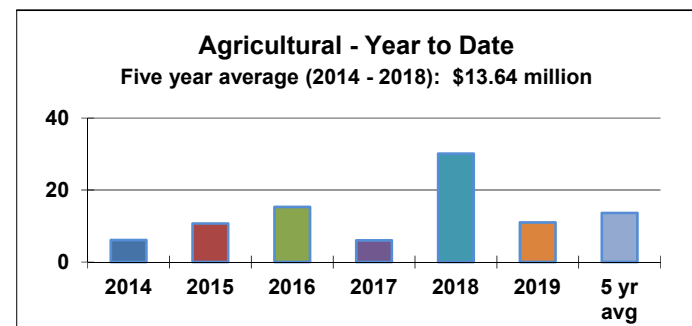
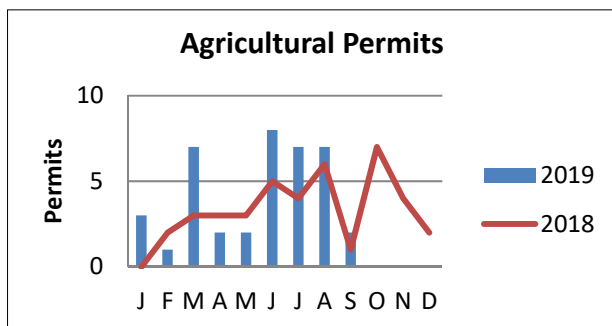


The Township of Langley's Community Development Division publishes Langley Building Statistics monthly. The purpose of the publication is to provide information on current activity, historical comparisons, and trends in building construction in the Township.

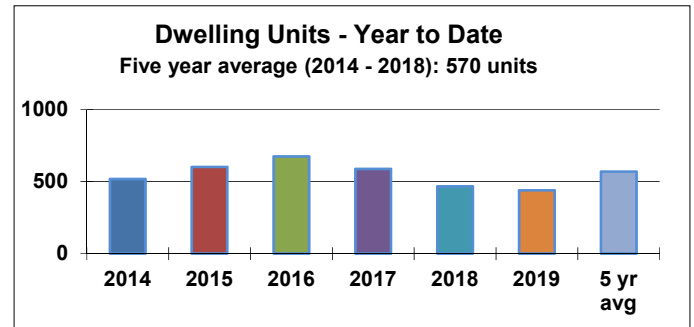
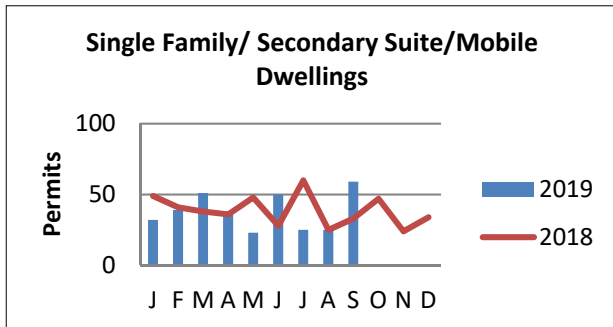
Total Construction Value – All Types of Building Permits



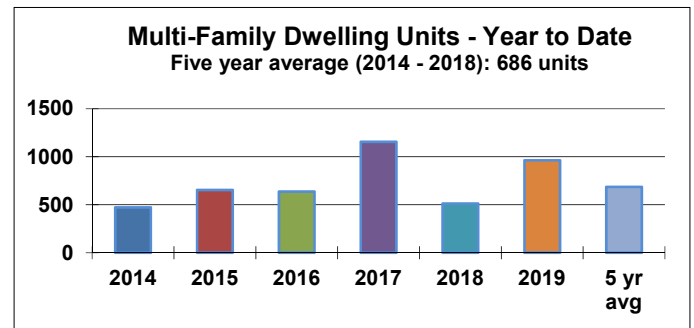
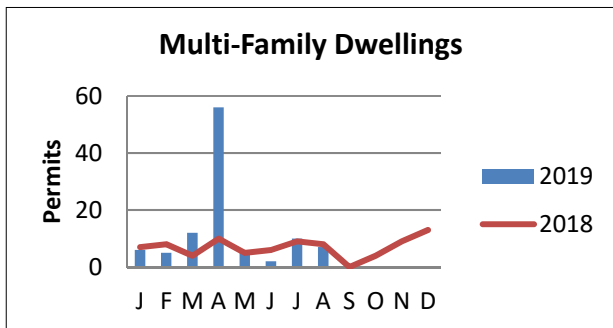
- 306 Building Permits issued in the month of September with total construction value: \$18,795,357
- Total value of Building Permits issued to the end of September 2019: \$530,693,559



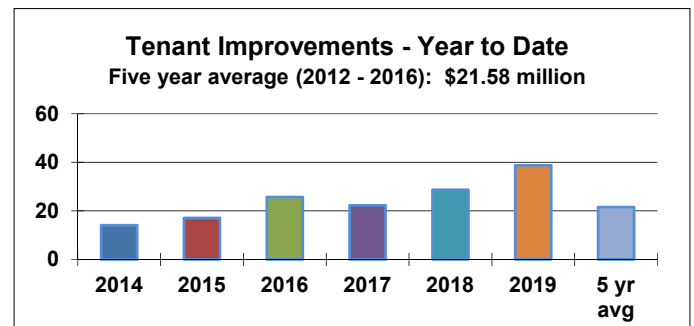
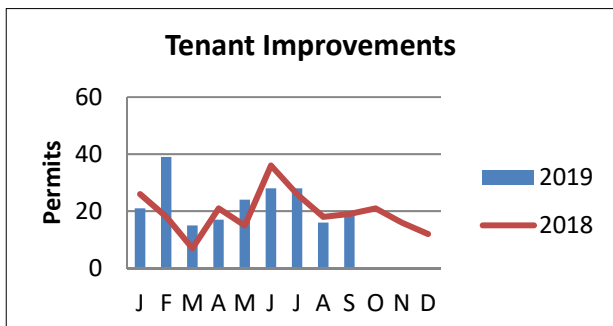
- 2 Agricultural Permits were issued in the month of September with total value: \$1,468,979
- Total value of permits for agricultural development to the end of September 2019: \$10,950,240



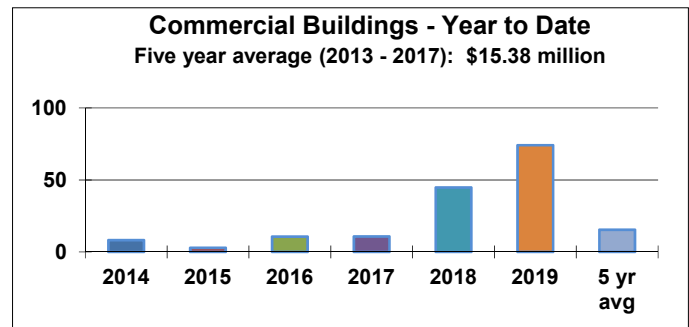
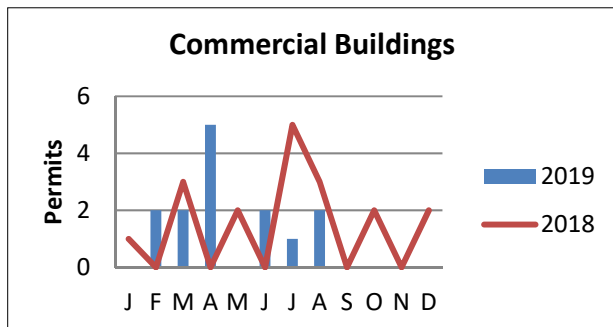
- 59 Building Permits issued in the month of September with total value: \$13,499,183
- 340 Building Permits for 440 dwelling units were issued to the end of September 2019



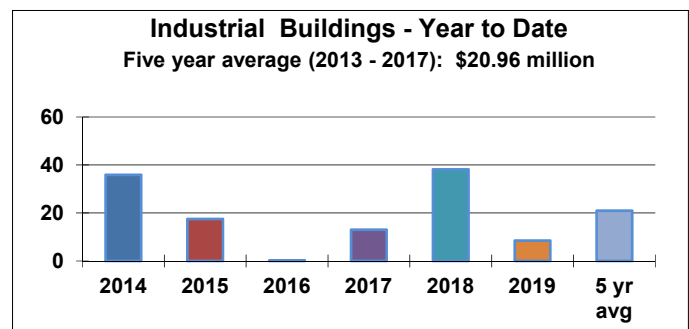
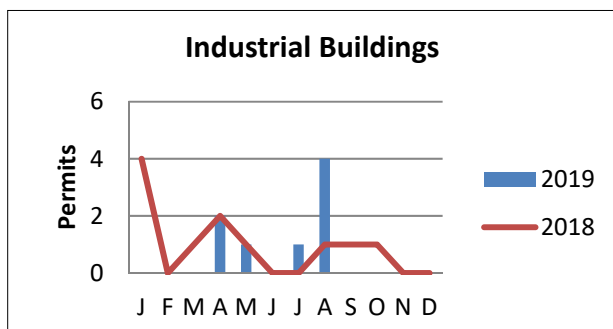
- There were no Multi-Family Building Permits issued in the month of September
- There were no Multi-Family units created in September
- 103 Multi-Family Building Permits were issued for 963 multi-family units to the end of September 2019



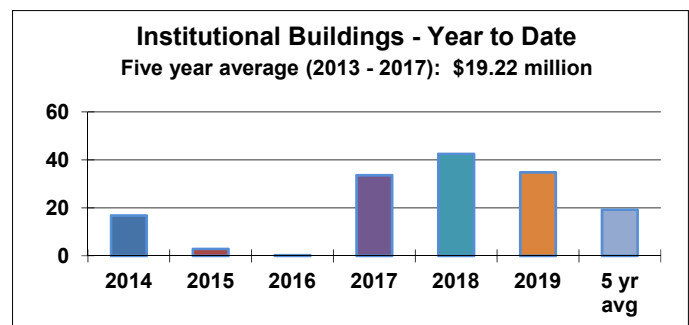
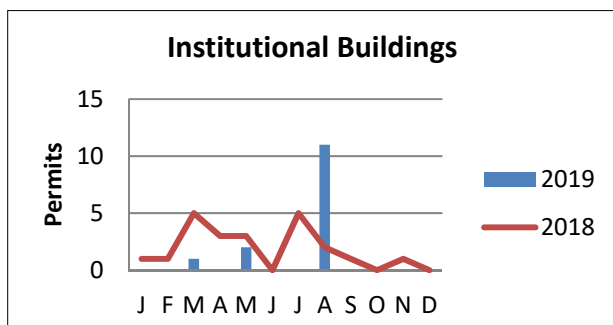
- 20 Tenant Improvement Permits issued in the month of September with total value: \$1,785,400
- Total value of permits for tenant improvements issued to the end of September 2019: \$38,784,137



- There were no Commercial Building Permits issued in the month of September
- Total value of permits for commercial development issued to the end of September 2019: \$74,085,825



- There were no Industrial Building Permits issued in the month of September
- Total value of permits for industrial development issued to the end of September 2019: \$8,490,185



- There were no Institutional Building Permits issued in the months of September
- Total value of permits for institutional development issued to the end of September 2019: \$34,770,000

Township of Langley Development Summary

| Statistic | September 2019 | September 2018 | Year to Date Jan - Sep 2019 | Year to Date Jan - Sep 2018 |
|-----------------------------|----------------|----------------|-----------------------------|-----------------------------|
| Permits issued | 306 | 212 | 2,469 | 2,430 |
| Permit fees collected | \$228,582 | \$284,773 | \$4,988,200 | \$3,625,828 |
| Inspection units | 2,045 | 1,747 | 18,814 | 18,281 |
| Total Construction Value: | \$18,795,357 | \$29,445,595 | \$530,693,559 | \$380,739,595 |
| • Agricultural | \$1,468,979 | \$17,000,000 | \$10,950,240 | \$30,078,870 |
| • Commercial | \$0 | \$0 | \$74,085,825 | \$44,745,363 |
| • Industrial | \$0 | \$136,784 | \$8,490,185 | \$38,186,203 |
| • Institutional | \$0 | \$75,000 | \$34,770,000 | \$42,473,558 |
| • Miscellaneous Residential | \$2,041,795 | \$1,335,745 | \$26,204,088 | \$17,223,932 |
| • Multi-family | \$0 | \$0 | \$247,949,322 | \$87,393,420 |
| • Residential | \$13,499,183 | \$9,118,388 | \$89,459,761 | \$91,903,139 |
| • Tenant Improvement | \$1,785,400 | \$1,779,677 | \$38,784,137 | \$28,735,111 |
| Dwelling Units Created: | 82 | 48 | 1,403 | 916 |
| • Mobile | 1 | 6 | 20 | 31 |
| • Multi-family | 0 | 0 | 963 | 449 |
| • Secondary Suites | 38 | 24 | 215 | 243 |
| • Single Family | 43 | 18 | 205 | 193 |

Dwelling Units Created by Community
January – September 2019

