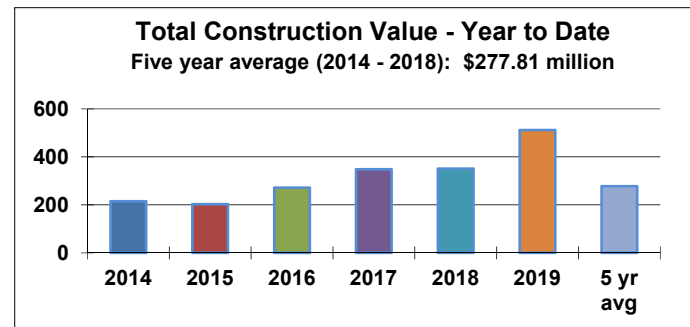
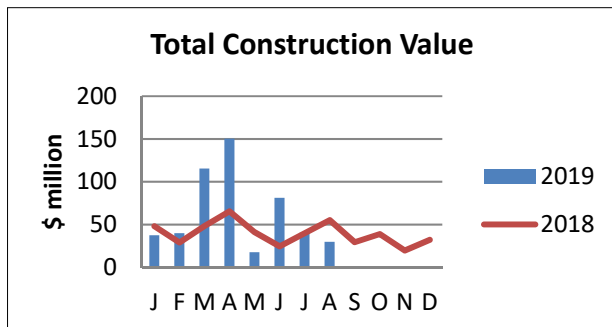
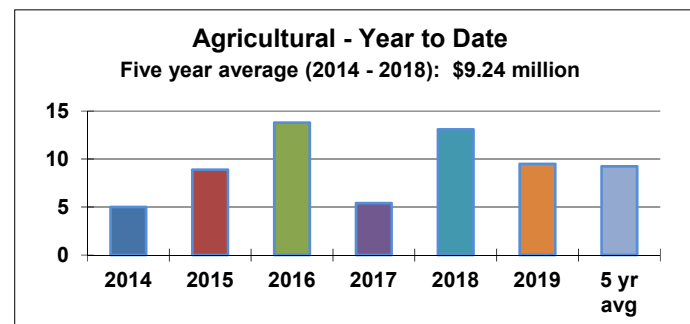
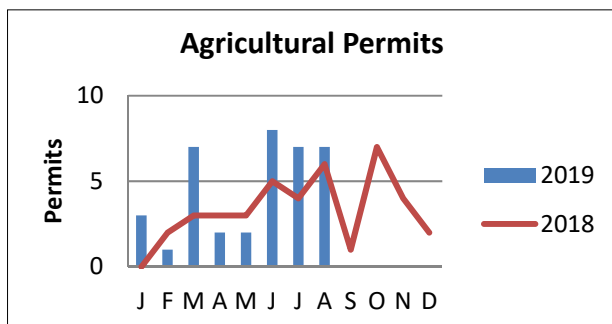


The Township of Langley's Community Development Division publishes Langley Building Statistics monthly. The purpose of the publication is to provide information on current activity, historical comparisons, and trends in building construction in the Township.

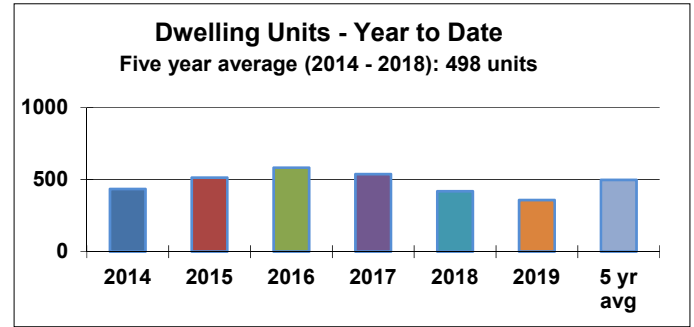
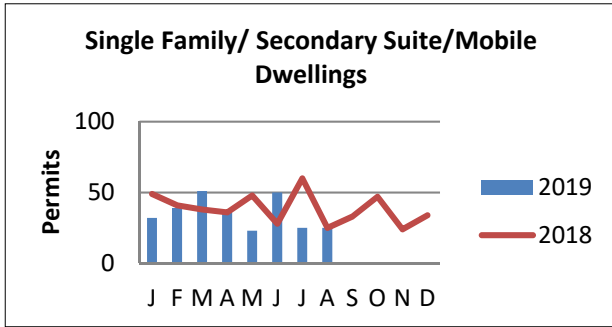
Total Construction Value – All Types of Building Permits



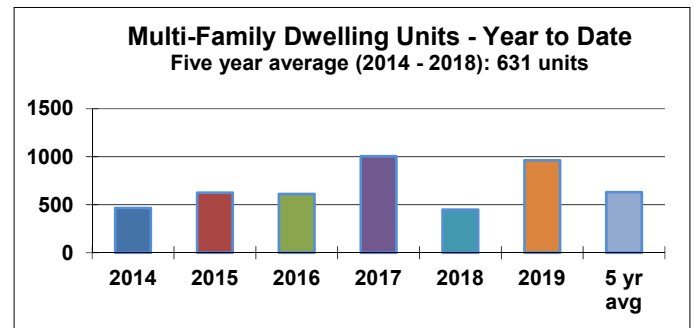
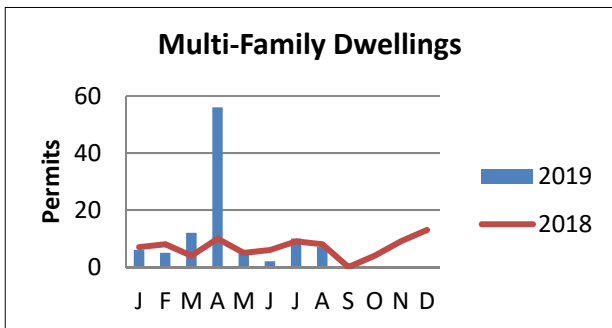
- 219 Building Permits issued in the month of August with total construction value: \$29,788,224
- Total value of Building Permits issued to the end of August 2019: \$511,898,202



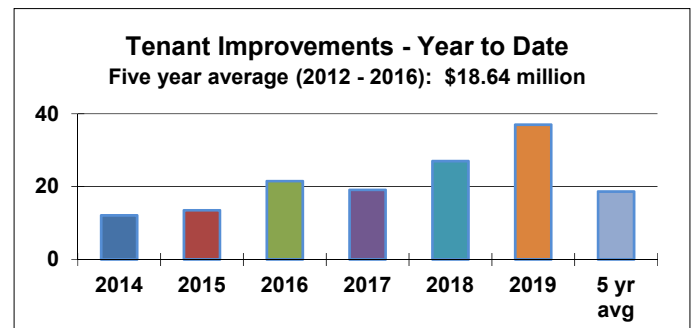
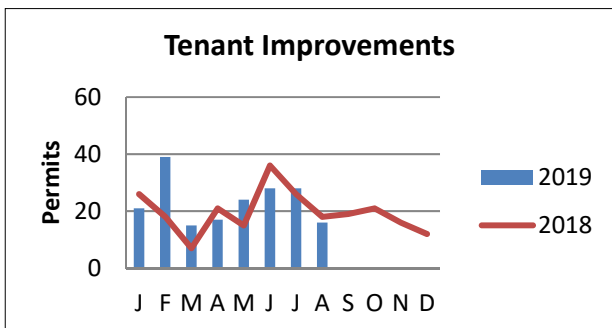
- 7 Agricultural Permits were issued in the month of August with total value: \$943,804
- Total value of permits for agricultural development to the end of August 2019: \$9,481,261



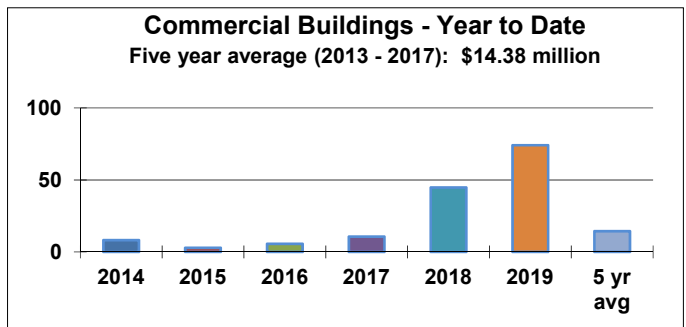
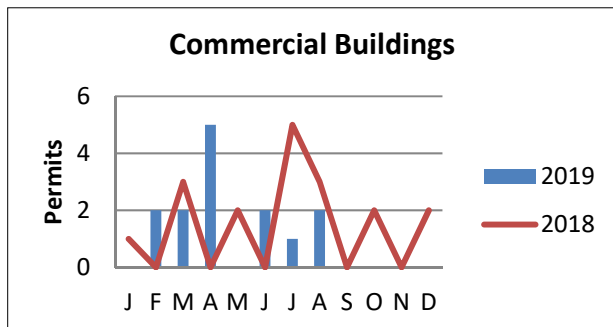
- 25 Building Permits issued in the month of August with total value: \$5,504,954
- 281 Building Permits for 358 dwelling units were issued to the end of August 2019



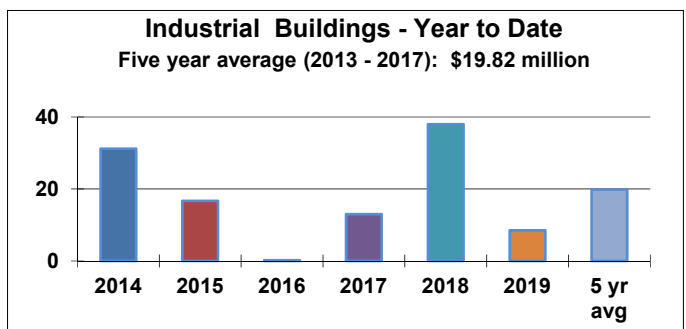
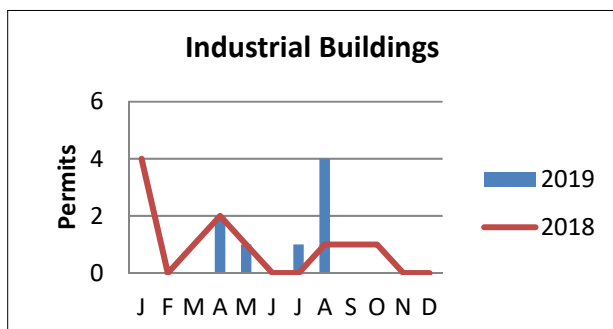
- 7 Multi-Family Building Permits issued in the month of August with a total value: \$8,818,736
- 32 Multi-Family units were created in August
- 103 Multi-Family Building Permits were issued for 963 multi-family units to the end of August 2019



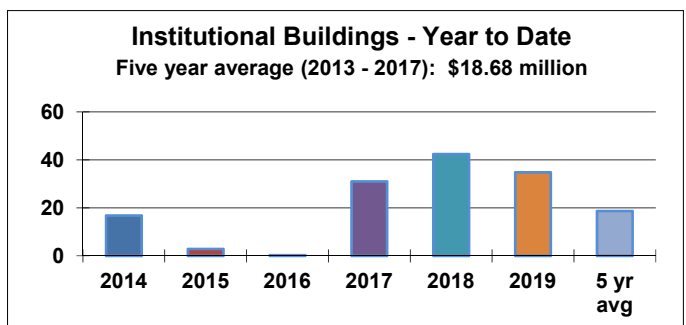
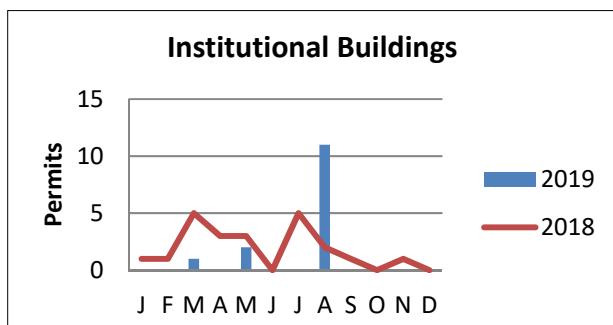
- 16 Tenant Improvement Permits issued in the month of August with total value: \$3,086,000
- Total value of permits for tenant improvements issued to the end of August 2019: \$36,998,737



- 2 Commercial Building Permits issued in the month of August with a total value: \$10,242,000
- Total value of permits for commercial development issued to the end of August 2019: \$74,085,825



- 4 Industrial Building Permits issued in the month of August with a total value: \$80,000
- Total value of permits for industrial development issued to the end of August 2019: \$8,490,185



- 11 Institutional Building Permits issued in the month of August with a total value: \$220,000
- Total value of permits for institutional development issued to the end of August 2019: \$34,770,000

Township of Langley Development Summary

Statistic	August 2019	August 2018	Year to Date Jan - Aug 2019	Year to Date Jan - Aug 2018
Permits issued	219	286	2,163	2,218
Permit fees collected	\$292,091	\$506,828	\$4,759,618	\$3,341,055
Inspection units	2,129	2,085	16,769	16,534
Total Construction Value:	\$29,788,224	\$55,065,200	\$511,898,202	\$351,294,001
• Agricultural	\$943,804	\$1,757,259	\$9,481,261	\$13,078,870
• Commercial	\$10,242,000	\$22,585,363	\$74,085,825	\$44,745,363
• Industrial	\$80,000	\$7,725,000	\$8,490,185	\$38,049,419
• Institutional	\$220,000	\$270,000	\$34,770,000	\$42,398,558
• Miscellaneous Residential	\$892,731	\$2,033,690	\$24,162,294	\$15,888,187
• Multi-family	\$8,818,736	\$8,625,737	\$247,949,322	\$87,393,420
• Residential	\$5,504,954	\$9,172,693	\$75,960,577	\$82,784,751
• Tenant Improvement	\$3,086,000	\$2,895,458	\$36,998,737	\$26,955,434
Dwelling Units Created:	60	90	1,321	868
• Mobile	2	2	19	25
• Multi-family	32	55	963	449
• Secondary Suites	16	17	177	219
• Single Family	10	16	162	175

Dwelling Units Created by Community January – August 2019

