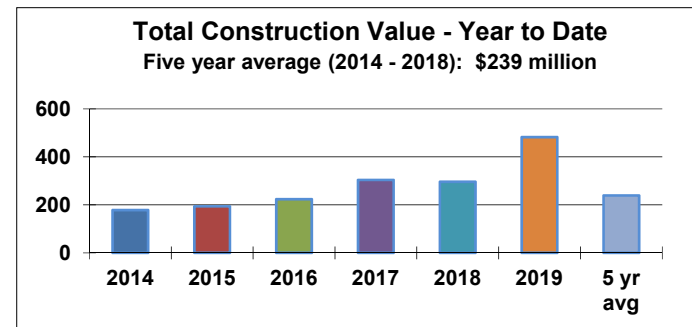
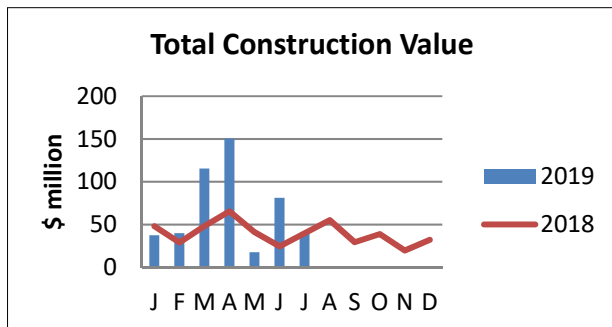
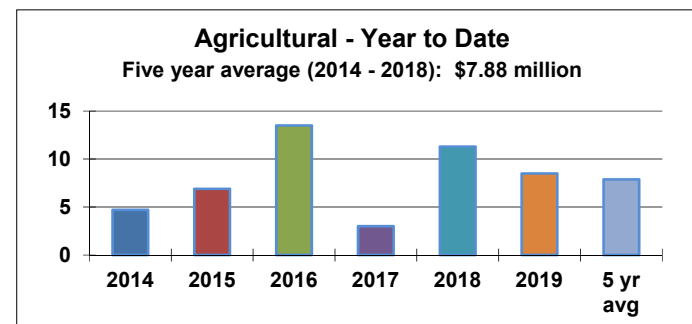
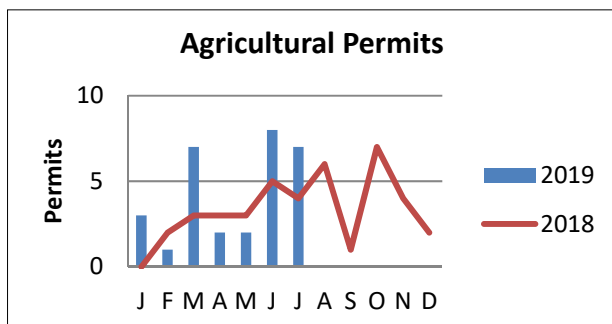


The Township of Langley's Community Development Division publishes Langley Building Statistics monthly. The purpose of the publication is to provide information on current activity, historical comparisons, and trends in building construction in the Township.

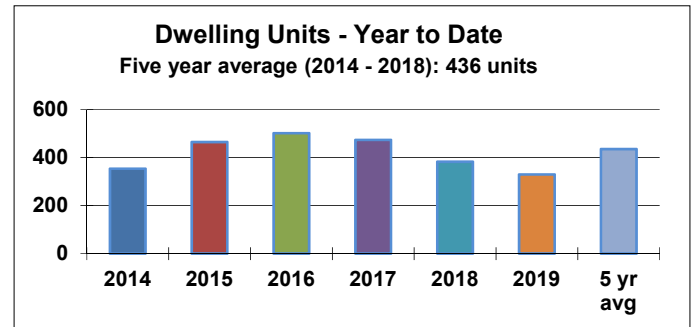
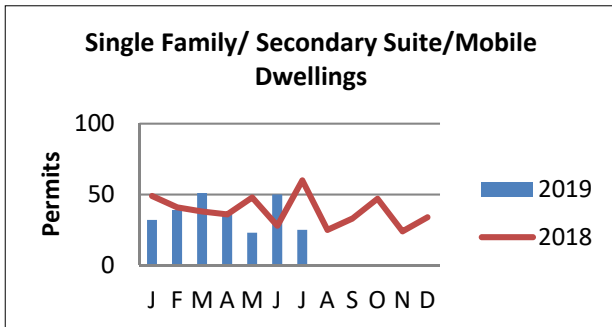
Total Construction Value – All Types of Building Permits



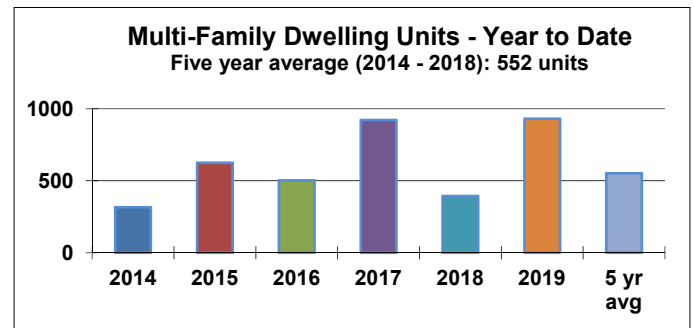
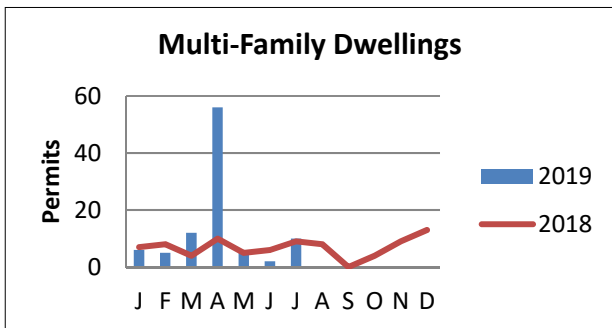
- 250 Building Permits issued in the month of July with total construction value: \$40,459,166
- Total value of Building Permits issued to the end of July 2019: \$482,109,978



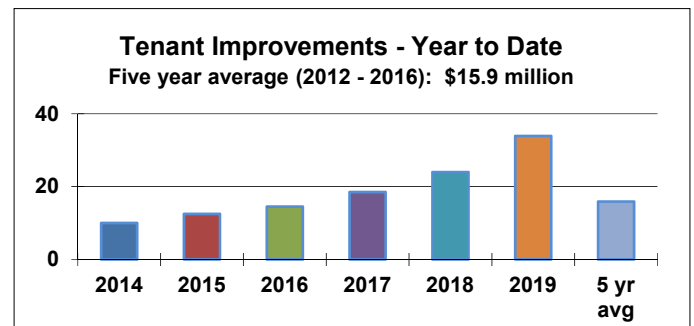
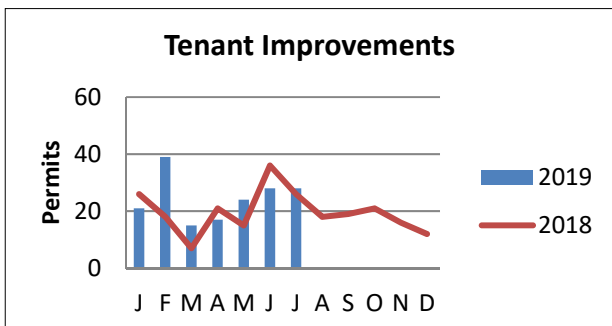
- 7 Agricultural Permits were issued in the month of July with total value: \$1,915,545
- Total value of permits for agricultural development to the end of July 2019: \$8,537,457



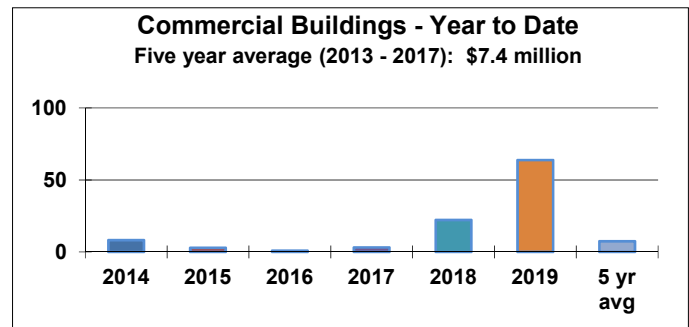
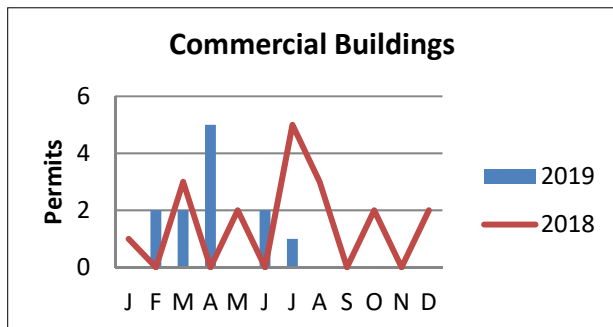
- 25 Building Permits issued in the month of July with total value: \$6,631,740
- 256 Building Permits for 330 dwelling units were issued to the end of July 2019



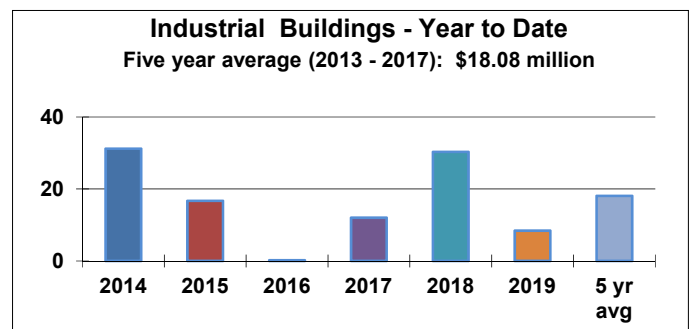
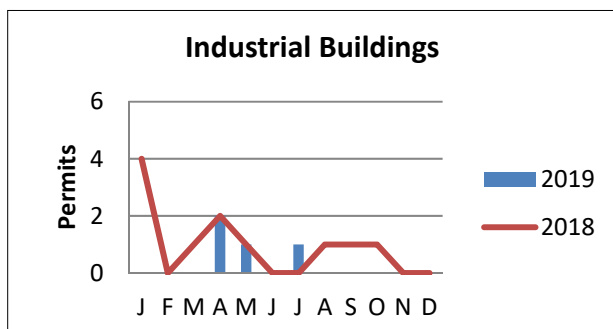
- 10 Multi-Family Building Permits issued in the month of July with a total value: \$7,911,610
- 22 Multi-Family units were created in July
- 96 Multi-Family Building Permits were issued for 931 multi-family units to the end of July 2019



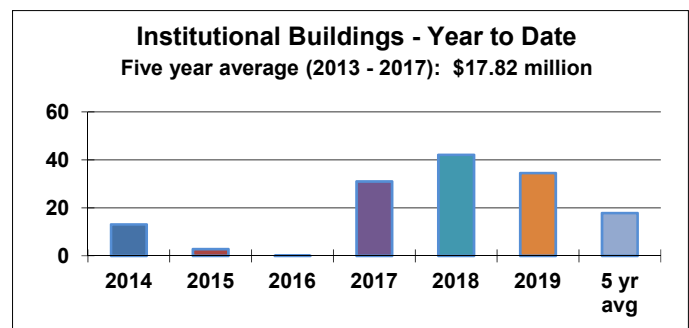
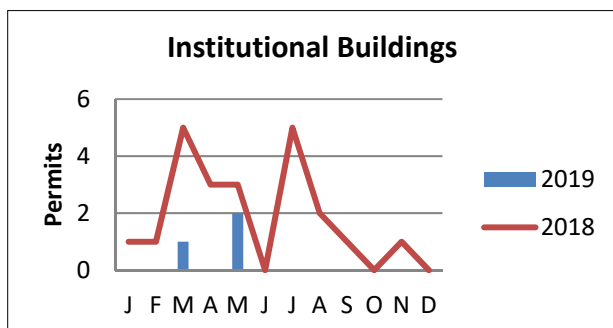
- 28 Tenant Improvement Permits issued in the month of July with total value: \$13,057,700
- Total value of permits for tenant improvements issued to the end of July 2019: \$33,912,737



- 1 Commercial Building Permit issued in the month of July with a total value: \$3,800,000
- Total value of permits for commercial development issued to the end of July 2019: \$63,843,825



- 1 Industrial Building Permit issued in the month of July with a total value: \$5,673,585
- Total value of permits for industrial development issued to the end of July 2019: \$8,410,185



- There were no Institutional Building Permits issued in the month of July
- Total value of permits for institutional development issued to the end of July 2019: \$34,550,000

Township of Langley Development Summary

Statistic	July 2019	July 2018	Year to Date Jan - July 2019	Year to Date Jan - July 2018
Permits issued	250	353	1,944	1,932
Permit fees collected	\$388,432	\$414,354	\$4,203,068	\$2,834,227
Inspection units	1,119	1,924	14,640	14,449
Total Construction Value:	\$40,459,166	\$39,776,271	\$482,109,978	\$296,228,801
• Agricultural	\$1,915,545	\$3,424,882	\$8,537,457	\$11,321,611
• Commercial	\$3,800,000	\$492,000	\$63,843,825	\$22,160,000
• Industrial	\$5,673,585	\$0	\$8,410,185	\$30,324,419
• Institutional	\$0	\$100,000	\$34,550,000	\$42,128,558
• Miscellaneous Residential	\$1,468,986	\$2,128,468	\$23,269,563	\$13,854,497
• Multi-family	\$7,911,610	\$7,168,136	\$239,130,586	\$78,767,683
• Residential	\$6,631,740	\$16,754,042	\$70,455,624	\$73,612,058
• Tenant Improvement	\$13,057,700	\$9,708,743	\$33,912,737	\$24,059,976
Dwelling Units Created:	58	126	1,261	777
• Mobile	2	4	17	23
• Multi-family	22	47	931	394
• Secondary Suites	20	37	161	201
• Single Family	14	38	152	159

Dwelling Units Created by Community
January – July 2019

