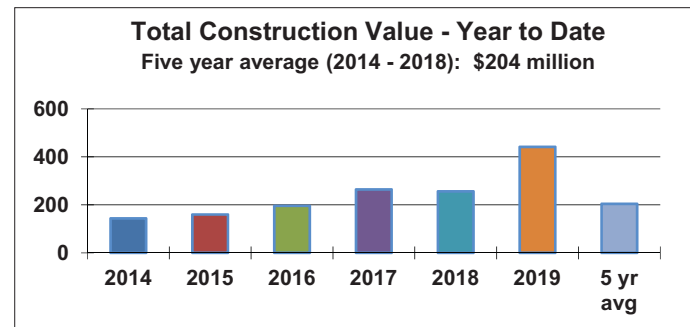
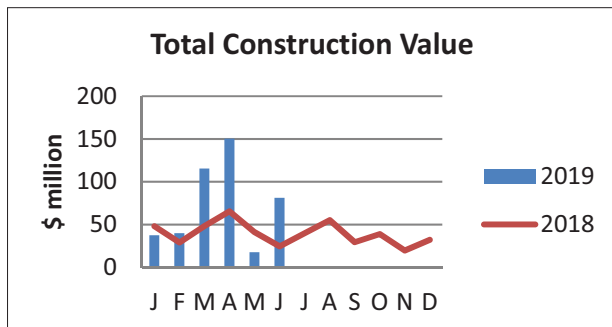


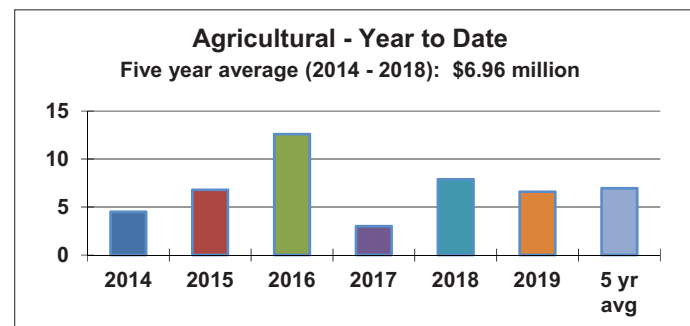
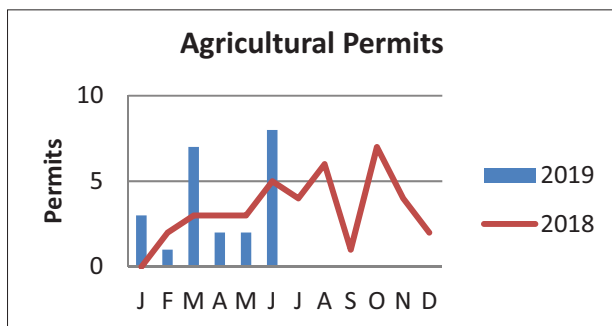


The Township of Langley's Community Development Division publishes Langley Building Statistics monthly. The purpose of the publication is to provide information on current activity, historical comparisons, and trends in building construction in the Township.

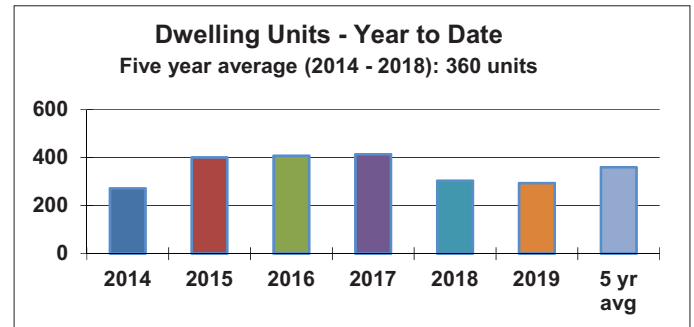
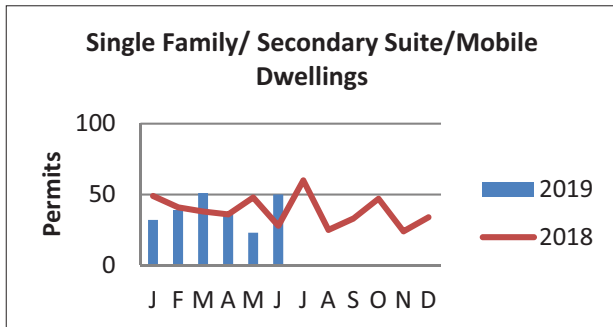
## Total Construction Value – All Types of Building Permits



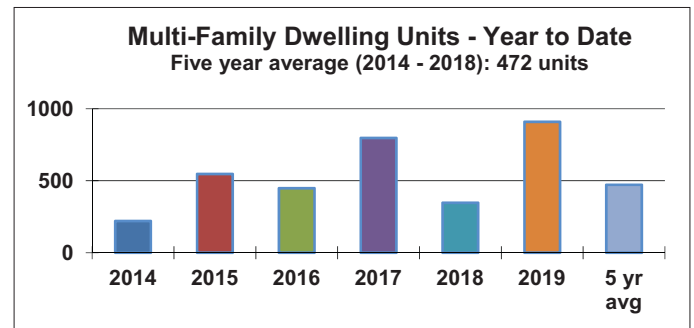
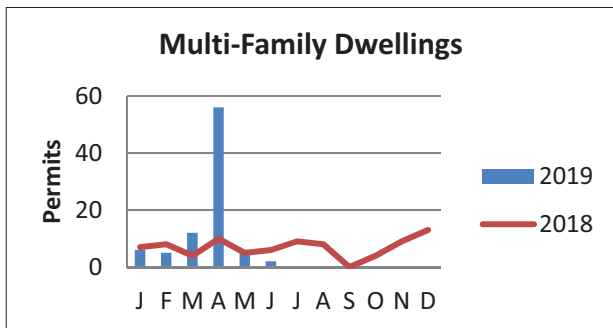
- 292 Building Permits issued in the month of June with total construction value: \$81,064,866
- Total value of Building Permits issued to the end of June 2019: \$441,650,812



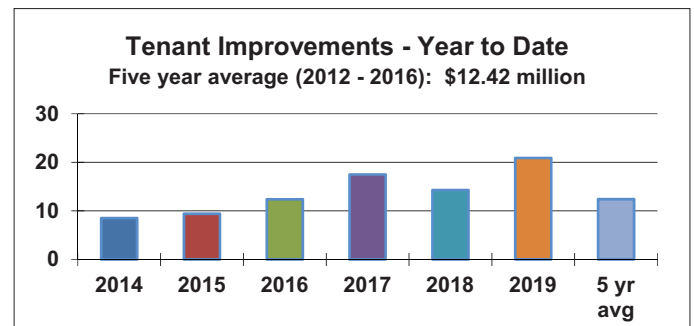
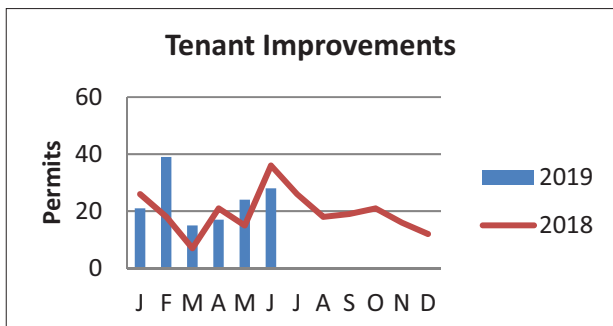
- 8 Agricultural Permits were issued in the month of June with total value: \$4,471,279
- Total value of permits for agricultural development to the end of June 2019: \$6,621,912



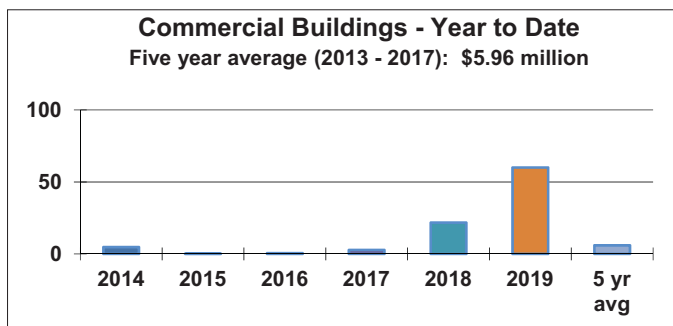
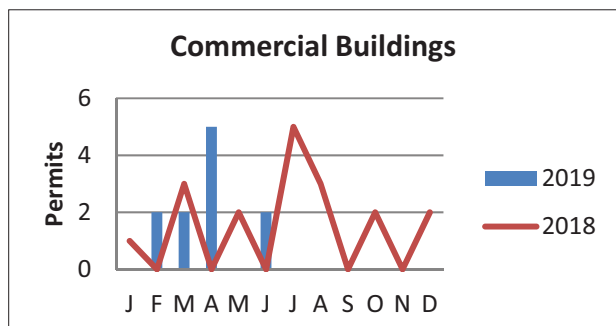
- 50 Building Permits issued in the month of June with total value: \$9,618,151
- 231 Building Permits for 294 dwelling units were issued to the end of June 2019



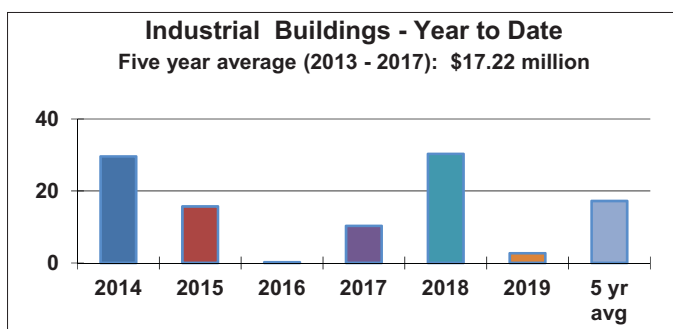
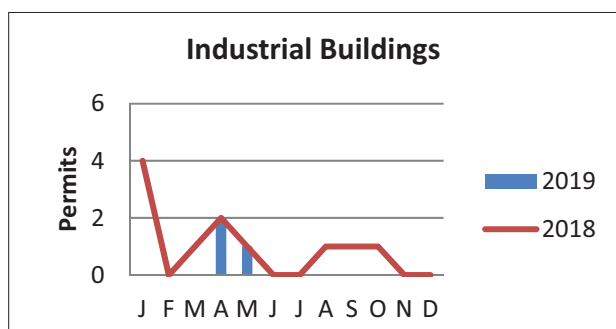
- 2 Multi-Family Building Permits issued in the month of June with a total value: \$50,700,000
- There were no Multi-Family units created in June
- 86 Multi-Family Building Permits were issued for 909 multi-family units to the end of June 2019



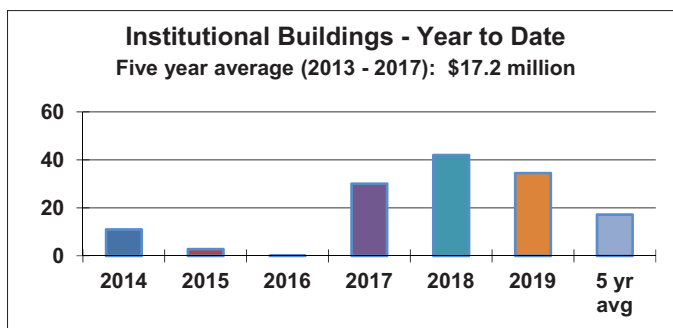
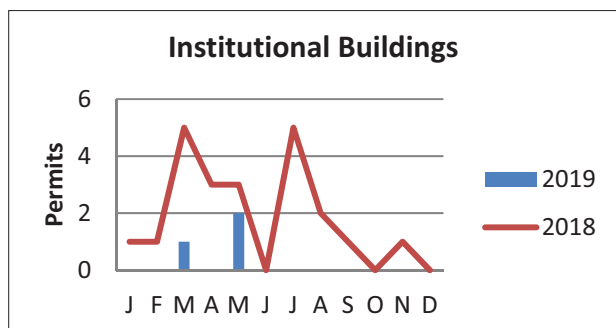
- 28 Tenant Improvement Permits issued in the month of June with total value: \$2,696,975
- Total value of permits for tenant improvements issued to the end of June 2019: \$20,855,037



- 2 Commercial Building Permits issued in the month of June with a total value: \$11,390,000
- Total value of permits for commercial development issued to the end of June 2019: \$60,043,825



- There were no Industrial Building Permits issued in the month of June
- Total value of permits for industrial development issued to the end of June 2019: \$2,736,600



- There were no Institutional Building Permits issued in the month of June
- Total value of permits for institutional development issued to the end of June 2019: \$34,550,000

### Township of Langley Development Summary

Statistic	June 2019	June 2018	Year to Date Jan - June 2019	Year to Date Jan - June 2018
Permits issued	292	268	1,694	1,579
Permit fees collected	\$693,865	\$282,016	\$3,814,635	\$2,419,873
Inspection units	2,176	2,034	13,521	12,525
<b>Total Construction Value:</b>	<b>\$81,064,866</b>	<b>\$24,490,704</b>	<b>\$441,650,812</b>	<b>\$256,452,531</b>
• Agricultural	\$4,471,279	\$2,390,696	\$6,621,912	\$7,896,730
• Commercial	\$11,390,000	\$0	\$60,043,825	\$21,668,000
• Industrial	\$0	\$0	\$2,736,600	\$30,324,419
• Institutional	\$0	\$0	\$34,550,000	\$42,028,558
• Miscellaneous Residential	\$2,188,460	\$3,290,592	\$21,800,577	\$11,726,029
• Multi-family	\$50,700,000	\$7,742,744	\$231,218,976	\$71,599,547
• Residential	\$9,618,151	\$7,075,856	\$63,823,884	\$56,858,016
• Tenant Improvement	\$2,696,975	\$3,990,817	\$20,855,037	\$14,351,232
<b>Dwelling Units Created:</b>	<b>51</b>	<b>68</b>	<b>1,203</b>	<b>651</b>
• Mobile	1	3	15	19
• Multi-family	0	38	909	347
• Secondary Suites	26	14	141	164
• Single Family	24	13	138	121

### Dwelling Units Created by Community January – June 2019

