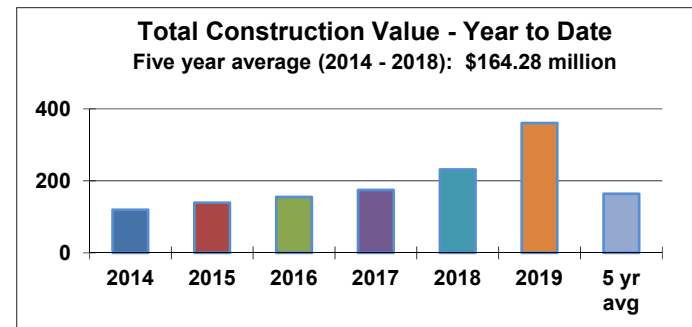
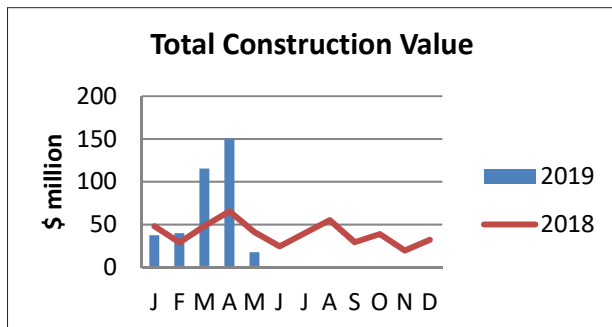
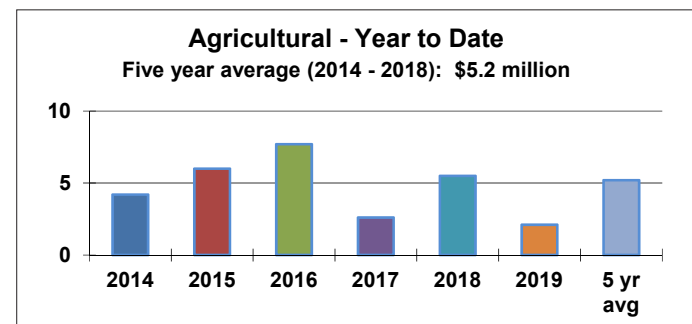
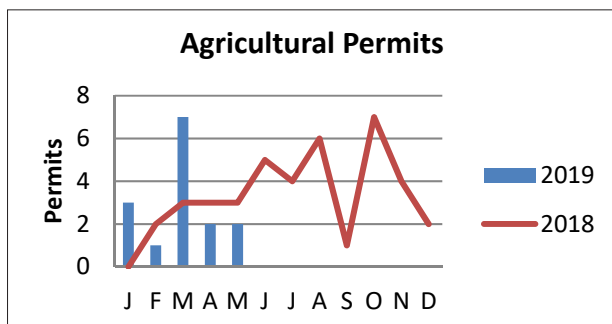


The Township of Langley's Community Development Division publishes Langley Building Statistics monthly. The purpose of the publication is to provide information on current activity, historical comparisons, and trends in building construction in the Township.

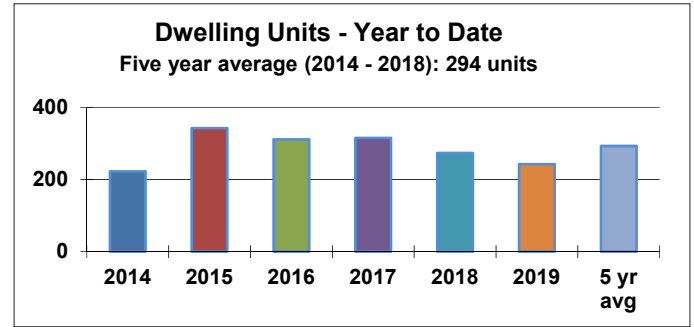
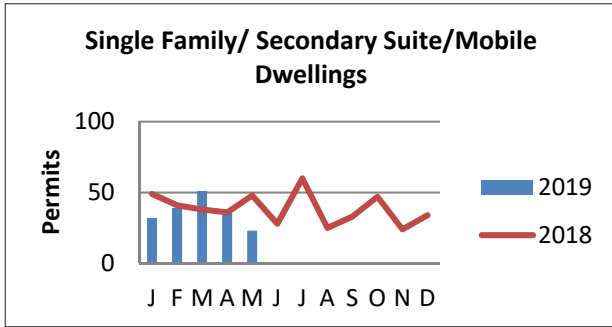
Total Construction Value – All Types of Building Permits



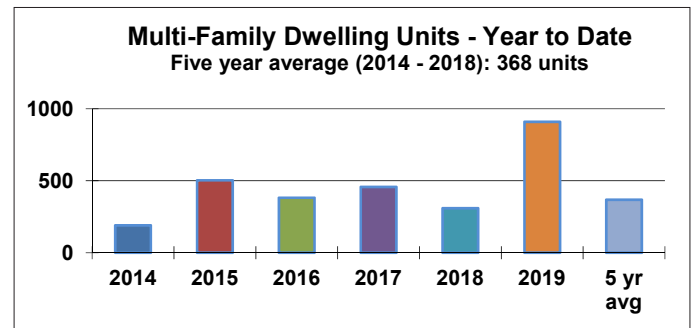
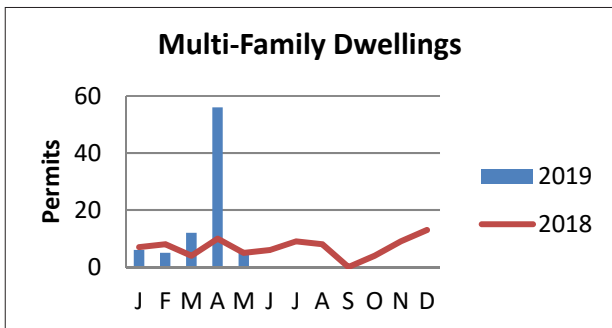
- 251 Building Permits issued in the month of May with total construction value: \$17,487,896
- Total value of Building Permits issued to the end of May 2019: \$360,585,946



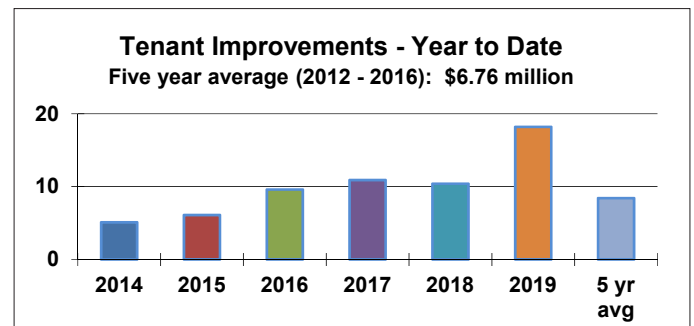
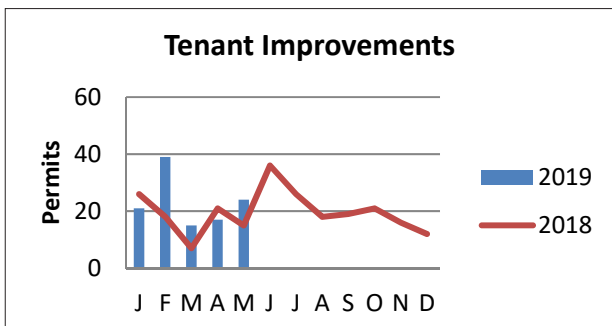
- 2 Agricultural Permits were issued in the month of May with total value: \$136,125
- Total value of permits for agricultural development to the end of May 2019: \$2,150,633



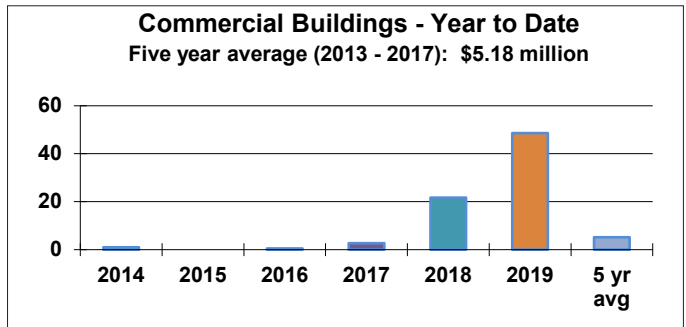
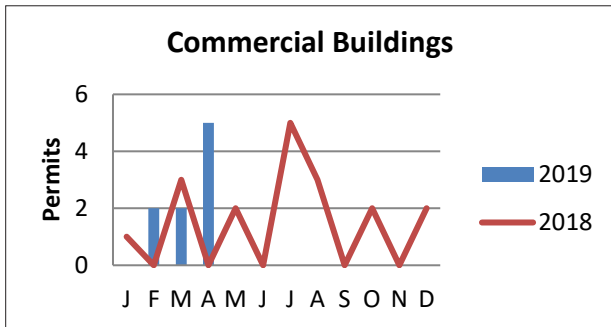
- 23 Building Permits issued in the month of May with total value: \$5,326,780
- 181 Building Permits for 243 dwelling units were issued to the end of May 2019



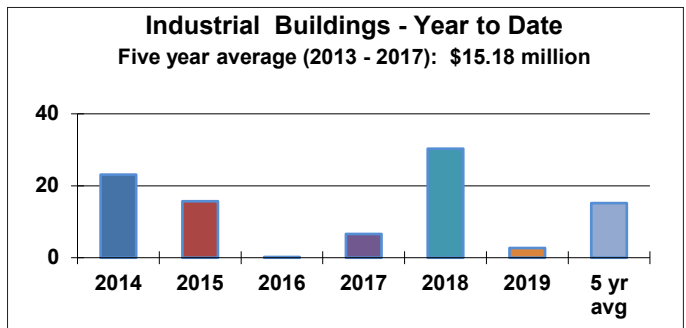
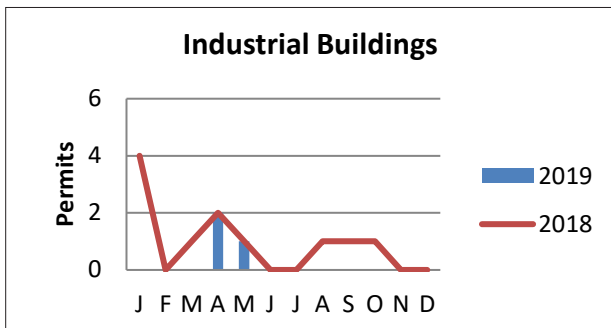
- 5 Multi-Family Building Permits issued in the month of May with a total value: \$62,480
- There were no Multi-Family units created in May
- 84 Multi-Family Building Permits were issued for 909 multi-family units to the end of May 2019



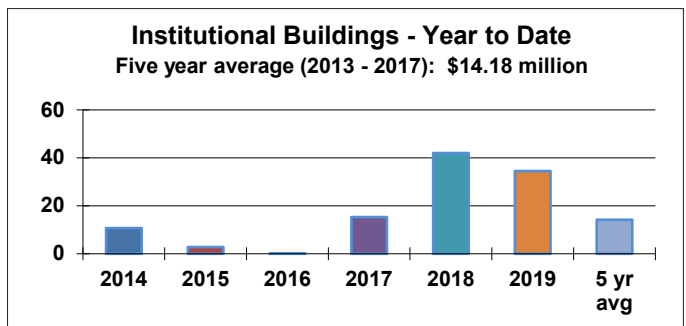
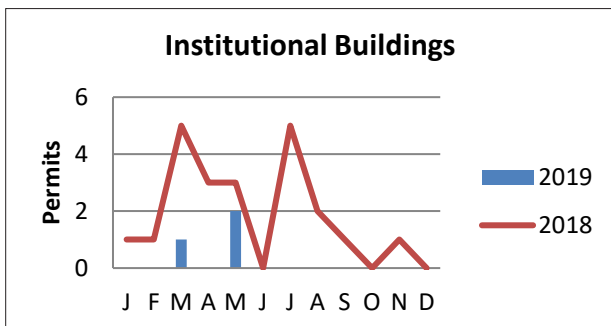
- 24 Tenant Improvement Permits issued in the month of May with total value: \$6,205,440
- Total value of permits for tenant improvements issued to the end of May 2019: \$18,158,062



- There were no Commercial Building Permits issued in the month of May
- Total value of permits for commercial development issued to the end of May 2019: \$48,653,825



- 1 Industrial Building Permit issued in the month of May with a total value: \$486,600
- Total value of permits for industrial development issued to the end of May 2019: \$2,736,600



- 2 Institutional Building Permits issued in the month of May with a total value: \$3,550,000
- Total value of permits for institutional development issued to the end of May 2019: \$34,550,000

Township of Langley Development Summary

Statistic	May 2019	May 2018	Year to Date Jan - May 2019	Year to Date Jan - May 2018
Permits issued	251	280	1,402	1,311
Permit fees collected	\$239,777	\$437,119	\$3,120,770	\$2,137,857
Inspection units	2,571	2,204	11,345	10,491
Total Construction Value:	\$17,487,896	\$41,106,904	\$360,585,946	\$231,961,827
• Agricultural	\$136,125	\$455,341	\$2,150,633	\$5,506,034
• Commercial	\$0	\$8,500,000	\$48,653,825	\$21,668,000
• Industrial	\$486,600	\$275,000	\$2,736,600	\$30,324,419
• Institutional	\$3,550,000	\$11,532,564	\$34,550,000	\$42,028,558
• Miscellaneous Residential	\$1,720,470	\$1,491,043	\$19,612,117	\$8,435,437
• Multi-family	\$62,480	\$4,388,853	\$180,518,976	\$63,856,803
• Residential	\$5,326,780	\$12,626,838	\$54,205,733	\$49,782,160
• Tenant Improvement	\$6,205,440	\$1,837,265	\$18,158,062	\$10,360,415
Dwelling Units Created:	29	81	1,152	583
• Mobile	0	5	14	16
• Multi-family	0	18	909	309
• Secondary Suites	19	34	115	150
• Single Family	10	24	114	108

Dwelling Units Created by Community January – May 2019

