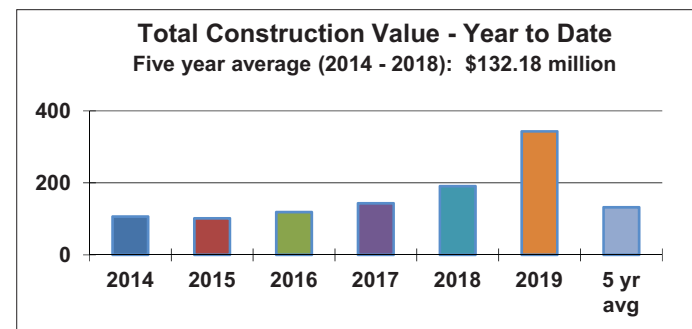
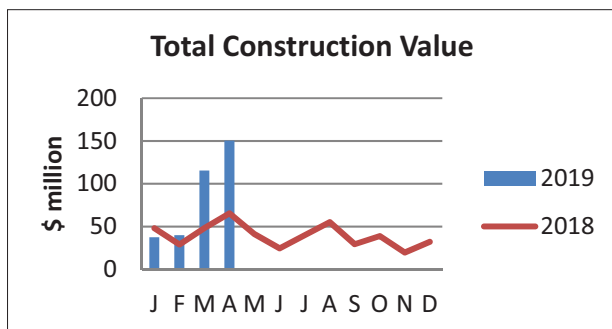
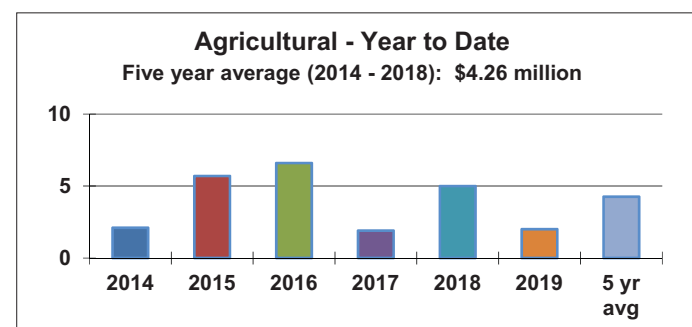
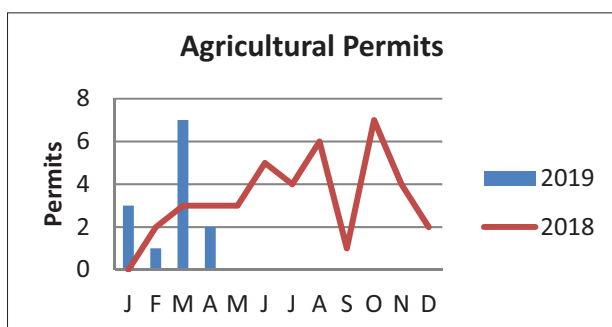


The Township of Langley's Community Development Division publishes Langley Building Statistics monthly. The purpose of the publication is to provide information on current activity, historical comparisons, and trends in building construction in the Township.

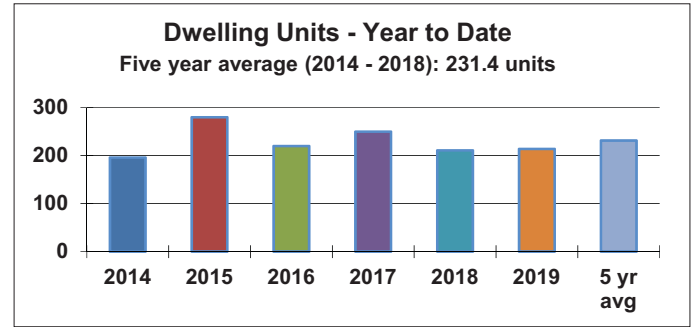
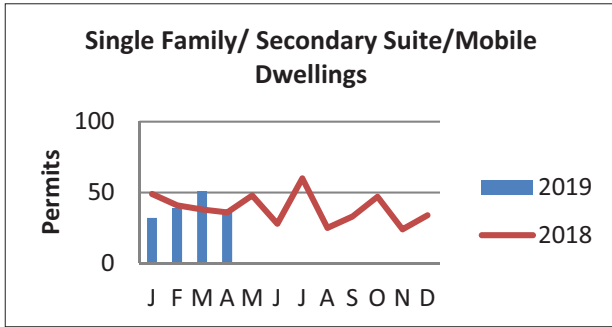
## Total Construction Value – All Types of Building Permits



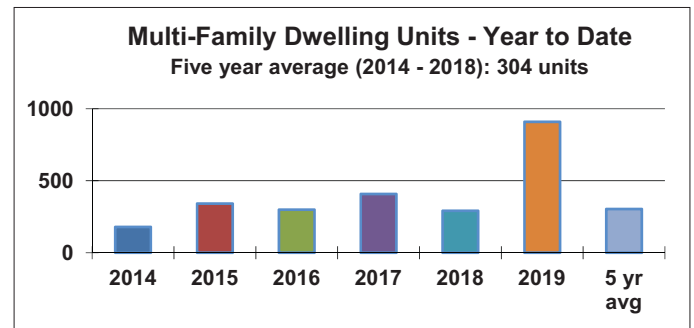
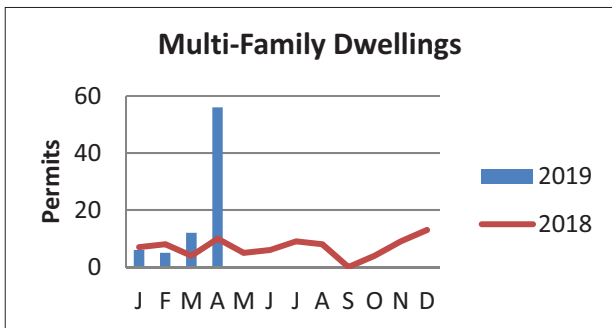
- 344 Building Permits issued in the month of April with total construction value: \$150,421,129
- Total value of Building Permits issued to the end of April 2019: \$343,098,051



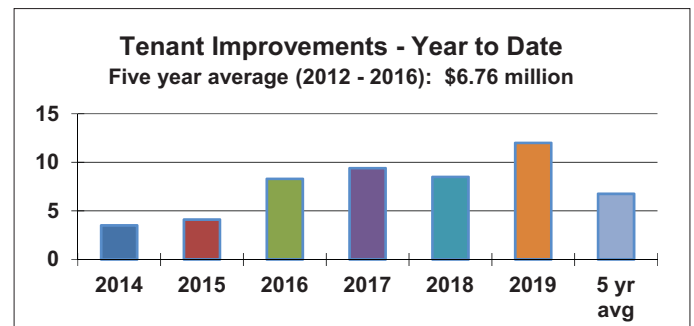
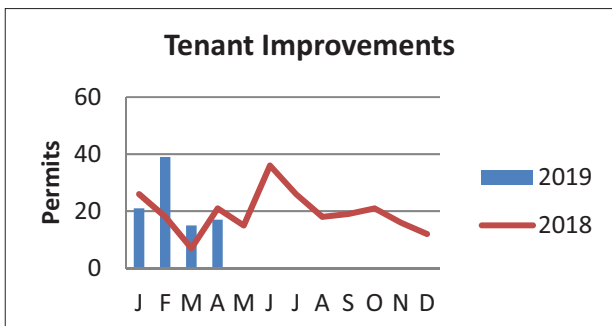
- 2 Agricultural Permits were issued in the month of April with total value: \$107,329
- Total value of permits for agricultural development to the end of April 2019: \$2,014,508



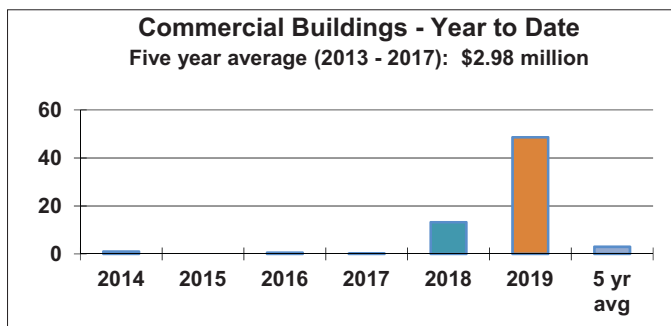
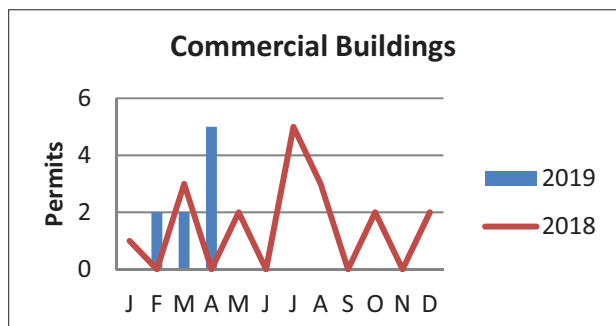
- 36 Building Permits issued in the month of April with total value: \$7,320,430
- 158 Building Permits for 214 dwelling units were issued to the end of April 2019



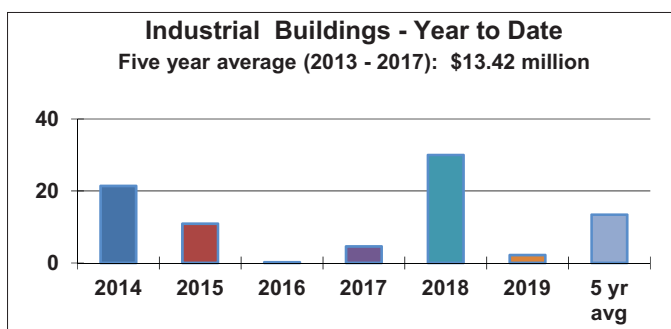
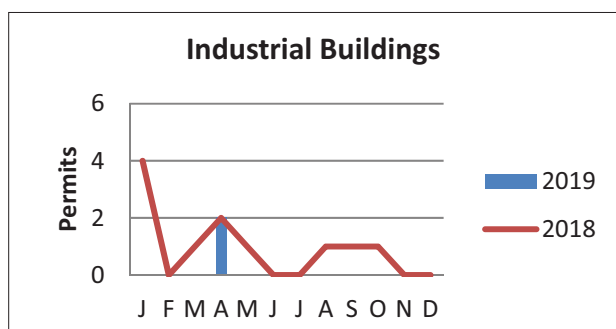
- 56 Multi-Family Building Permits issued in the month of April with a total value: \$115,167,263
- 665 Multi-Family units were created in April
- 79 Multi-Family Building Permits were issued for 909 multi-family units to the end of April 2019



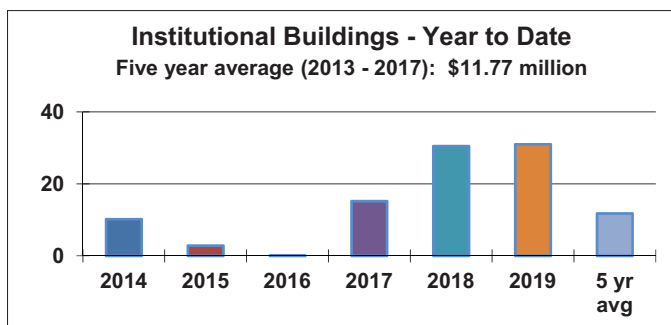
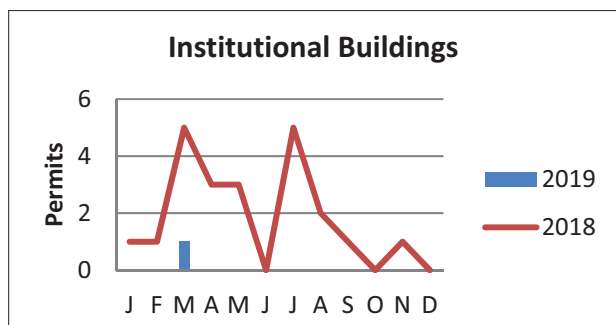
- 17 Tenant Improvement Permits issued in the month of April with total value: \$1,919,701
- Total value of permits for tenant improvements issued to the end of April 2019: \$11,952,622



- 5 Commercial Building Permits issued in the month of April with total value: \$20,842,723
- Total value of permits for commercial development issued to the end of April 2019: \$48,653,825



- 2 Industrial Building Permits issued in the month of April with a total value: \$2,250,000
- Total value of permits for industrial development issued to the end of April 2019: \$2,250,000



- There were no Institutional Building Permits issued in the month of April
- Total value of permits for institutional development issued to the end of April 2019: \$31,000,000

### Township of Langley Development Summary

Statistic	April 2019	April 2018	Year to Date Jan - Apr 2019	Year to Date Jan - Apr 2018
Permits issued	344	291	1,151	1,031
Permit fees collected	\$1,123,320	\$587,609	\$2,880,993	\$1,700,738
Inspection units	2,382	2,038	8,774	8,287
<b>Total Construction Value:</b>	<b>\$150,421,129</b>	<b>\$65,529,730</b>	<b>\$343,098,051</b>	<b>\$190,854,923</b>
• Agricultural	\$107,329	\$2,970,342	\$2,014,508	\$5,050,693
• Commercial	\$20,842,723	\$0	\$48,653,825	\$13,168,000
• Industrial	\$2,250,000	\$4,260,000	\$2,250,000	\$30,049,419
• Institutional	\$0	\$11,964,040	\$31,000,000	\$30,495,994
• Miscellaneous Residential	\$2,813,682	\$1,699,820	\$17,891,647	\$6,944,394
• Multi-family	\$115,167,263	\$30,717,849	\$180,456,496	\$59,467,950
• Residential	\$7,320,430	\$10,612,839	\$48,878,953	\$37,155,322
• Tenant Improvement	\$1,919,701	\$3,304,840	\$11,952,622	\$8,523,150
<b>Dwelling Units Created:</b>	<b>710</b>	<b>212</b>	<b>1,123</b>	<b>502</b>
• Mobile	3	4	14	11
• Multi-family	665	165	909	291
• Secondary Suites	27	21	96	116
• Single Family	15	22	104	84

### Dwelling Units Created by Community January – April 2019

