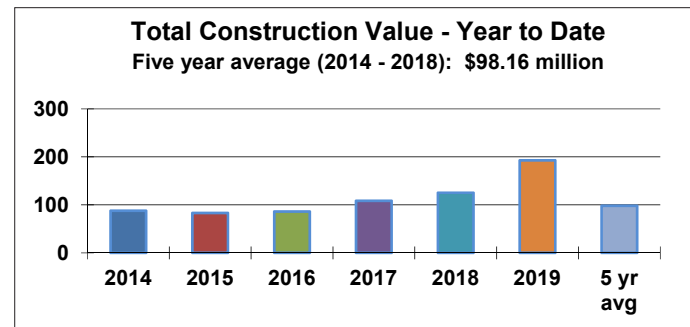
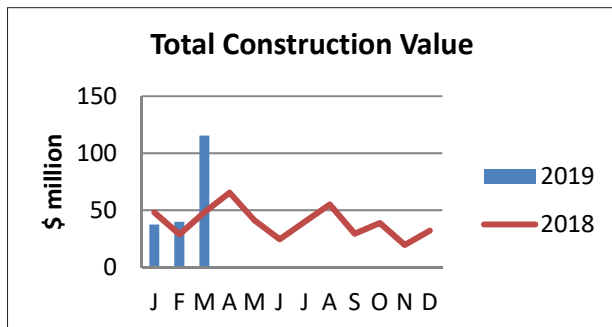


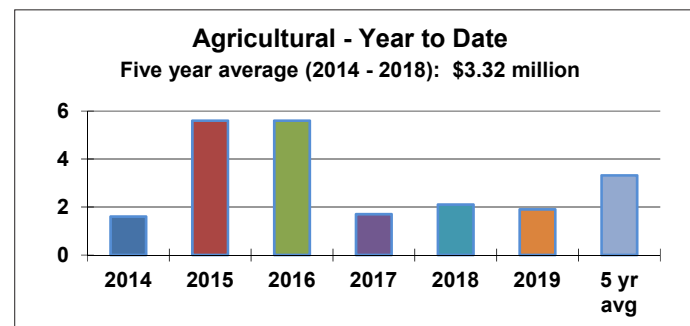
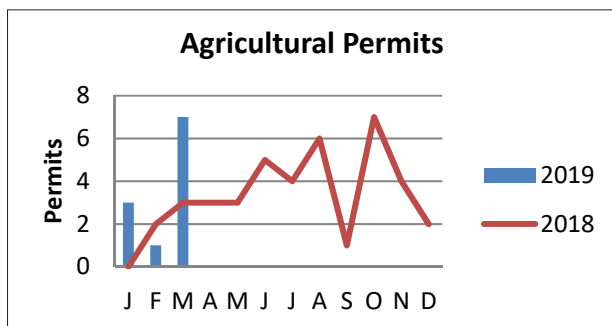


The Township of Langley's Community Development Division publishes Langley Building Statistics monthly. The purpose of the publication is to provide information on current activity, historical comparisons, and trends in building construction in the Township.

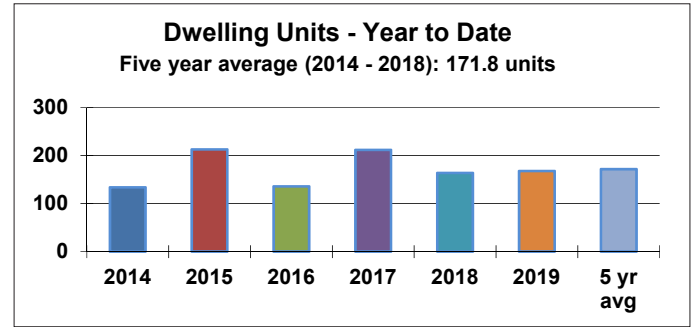
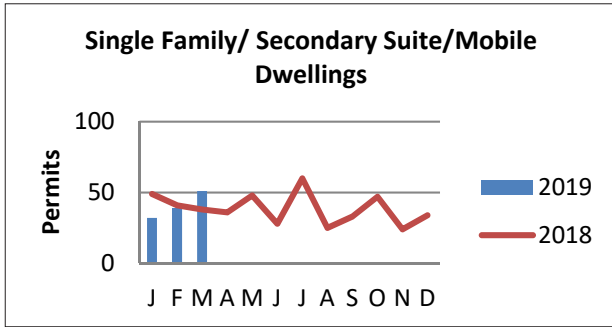
Total Construction Value – All Types of Building Permits



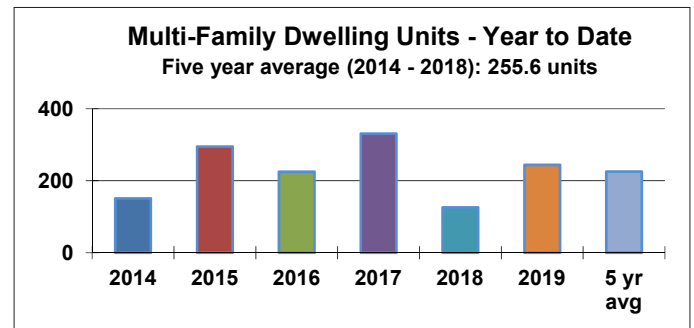
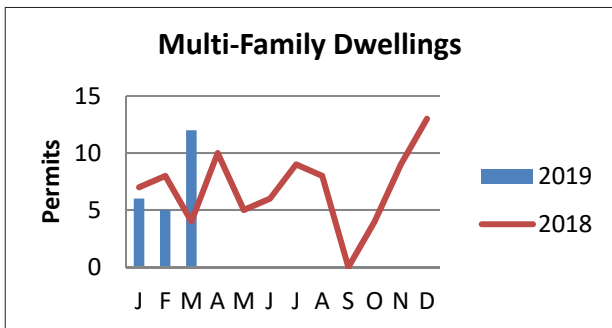
- 285 Building Permits issued in the month of March with total construction value: \$115,444,995
- Total value of Building Permits issued to the end of March 2019: \$192,676,921



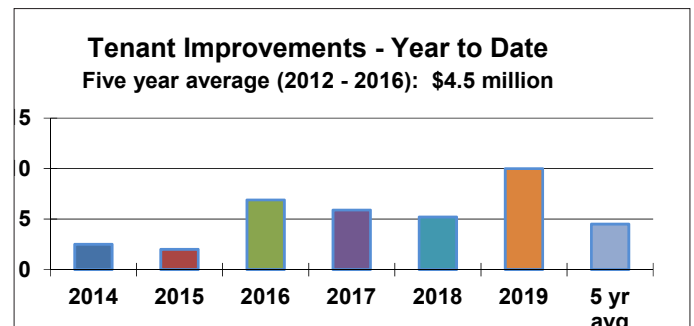
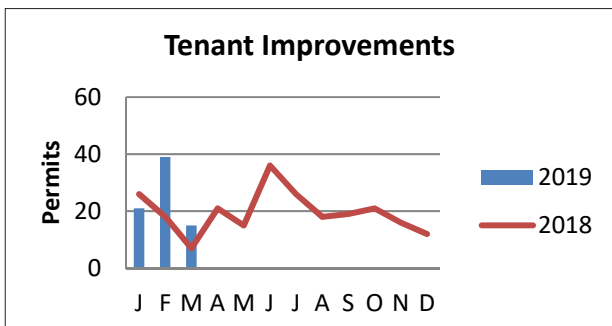
- 7 Agricultural Permits were issued in the month of March with total value: \$1,053,966
- Total value of permits for agricultural development to the end of March 2019: \$1,907,178



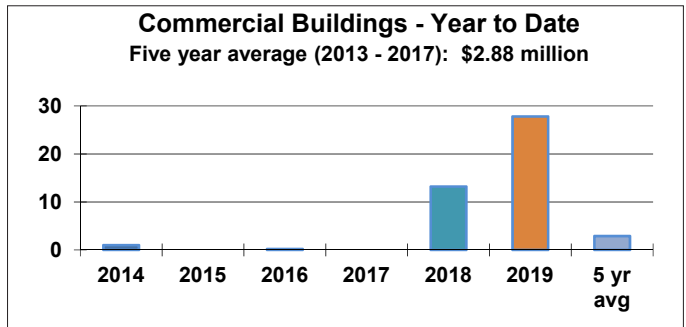
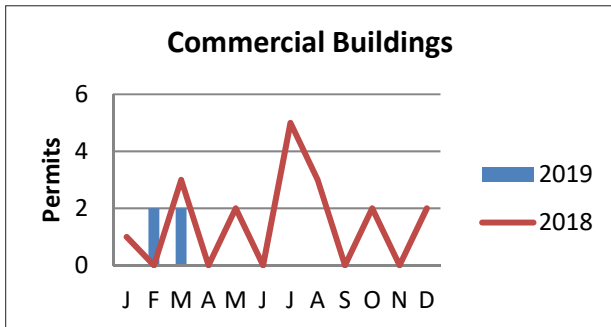
- 51 Building Permits issued in the month of March with total value: \$15,845,737
- 122 Building Permits for 168 dwelling units were issued to the end of March 2019



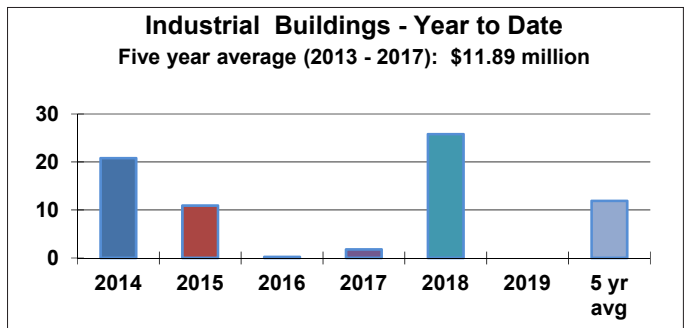
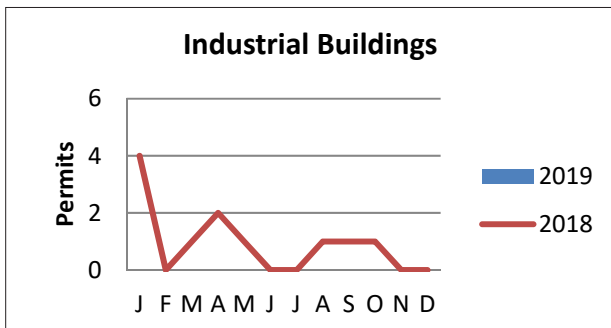
- 12 Multi-Family Building Permits issued in the month of March with a total value: \$38,293,911
- 193 Multi-Family units were created in March
- 23 Multi-Family Building Permits were issued for 244 multi-family units to the end of March 2019



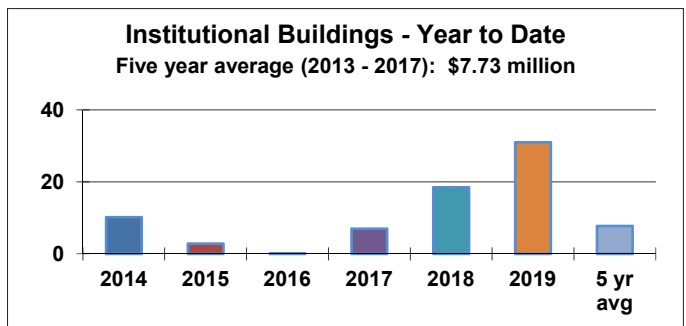
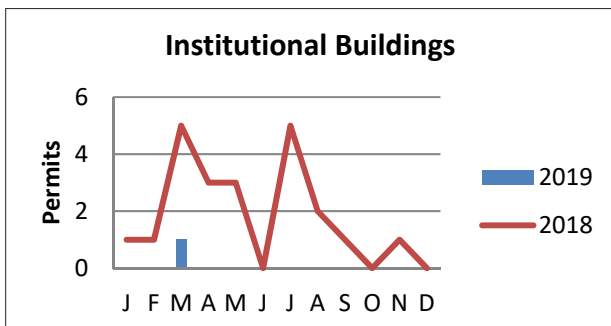
- 15 Tenant Improvement Permits issued in the month of March with total value: \$1,608,720
- Total value of permits for tenant improvements issued to the end of March 2019: \$10,032,921



- 2 Commercial Building Permits issued in the month of March with total value: \$25,815,102
- Total value of permits for commercial development issued to the end of March 2019: \$27,811,102



- There were no Industrial Building Permits issued in the month of March
- Total value of permits for industrial development issued to the end of March 2019: \$0



- 1 Institutional Building Permit issued in the month of March with total value: \$31,000,000
- Total value of permits for institutional development issued to the end of March 2019: \$31,000,000

Township of Langley Development Summary

Statistic	March 2019	March 2018	Year to Date Jan – Mar 2019	Year to Date Jan – Mar 2018
Permits issued	285	244	807	740
Permit fees collected	\$1,000,929	\$434,599	\$1,757,673	\$1,113,128
Inspection units	2,426	2,386	6,392	6,249
Total Construction Value:	\$115,444,995	\$48,341,656	\$192,676,921	\$125,325,192
• Agricultural	\$1,053,966	\$1,488,702	\$1,907,178	\$2,080,351
• Commercial	\$25,815,102	\$10,168,000	\$27,811,102	\$13,168,000
• Industrial	\$0	\$9,500,000	\$0	\$25,789,419
• Institutional	\$31,000,000	\$2,531,954	\$31,000,000	\$18,531,954
• Miscellaneous Residential	\$1,827,559	\$2,349,444	\$15,077,965	\$5,244,574
• Multi-family	\$38,293,911	\$11,669,097	\$65,289,233	\$28,750,102
• Residential	\$15,845,737	\$9,614,459	\$41,558,522	\$26,542,483
• Tenant Improvement	\$1,608,720	\$1,020,000	\$10,032,921	\$5,218,310
Dwelling Units Created:	256	145	412	290
• Mobile	8	2	11	7
• Multi-family	193	96	244	126
• Secondary Suites	25	27	69	95
• Single Family	30	20	88	62

Dwelling Units Created by Community January – March 2019

