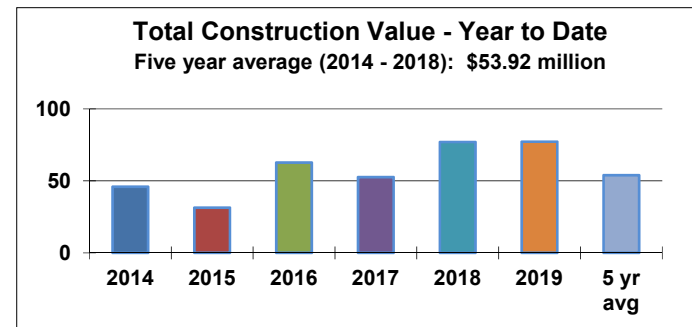
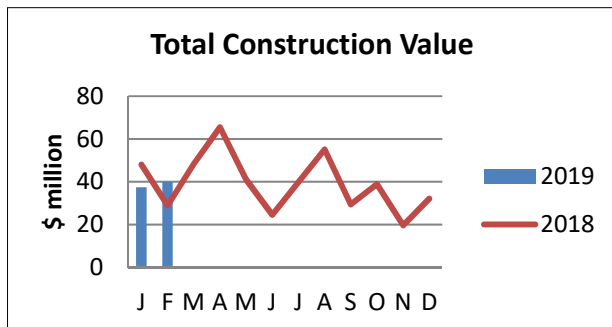
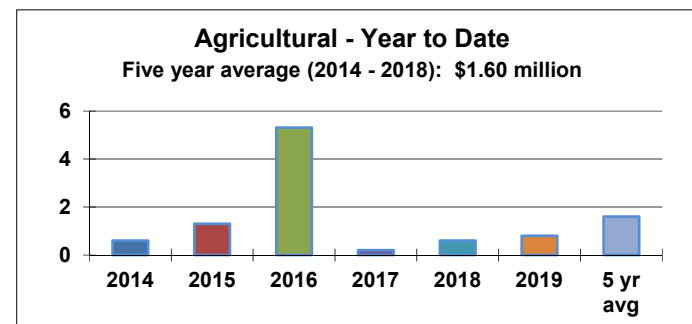
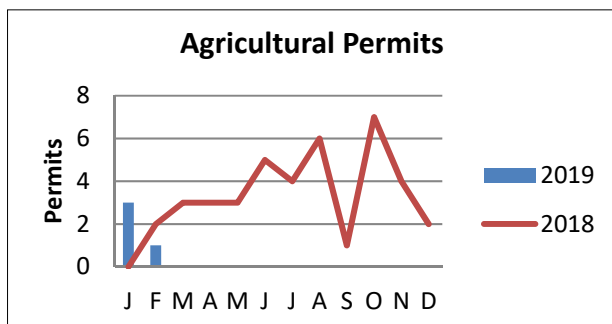


The Township of Langley's Community Development Division publishes Langley Building Statistics monthly. The purpose of the publication is to provide information on current activity, historical comparisons, and trends in building construction in the Township.

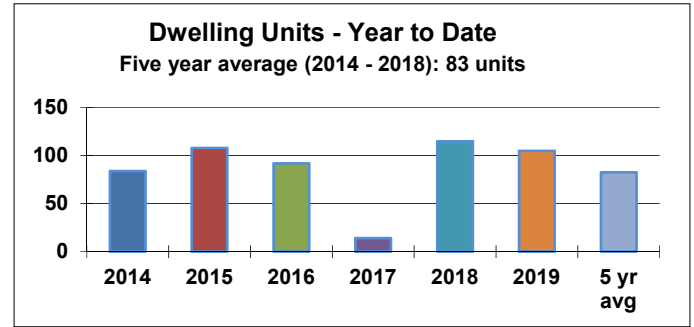
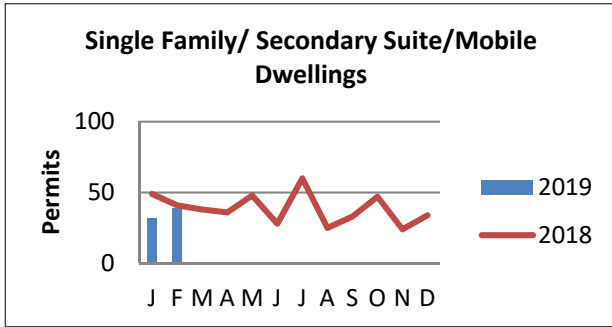
Total Construction Value – All Types of Building Permits



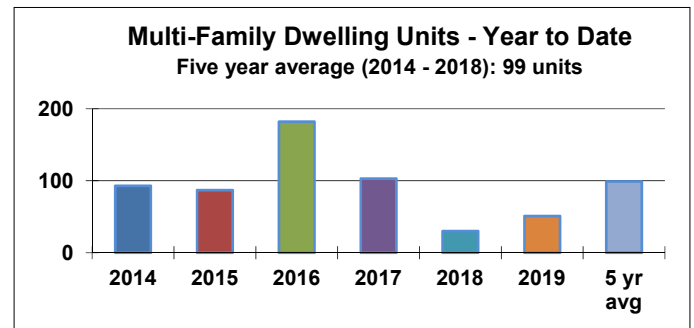
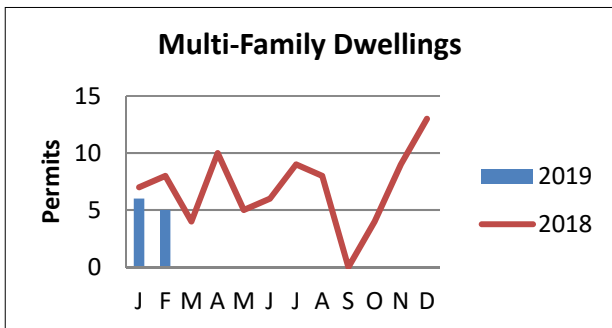
- 281 Building Permits issued in the month of February with total construction value: \$39,845,091
- Total value of Building Permits issued to the end of February 2019: \$77,231,926



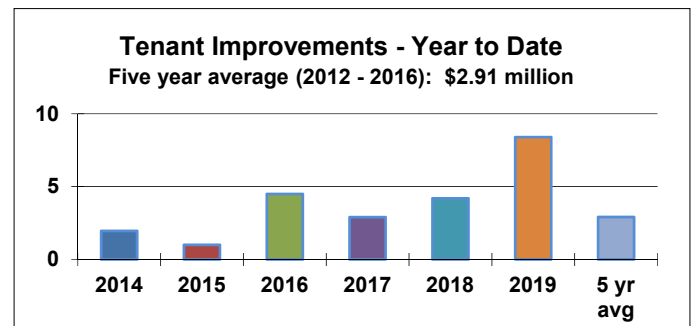
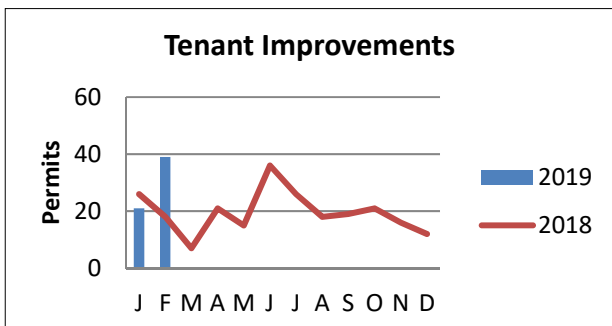
- 1 Agricultural Permit were issued in the month of February with total value: \$679,793
- Total value of permits for agricultural development to the end of February 2019: \$853,213



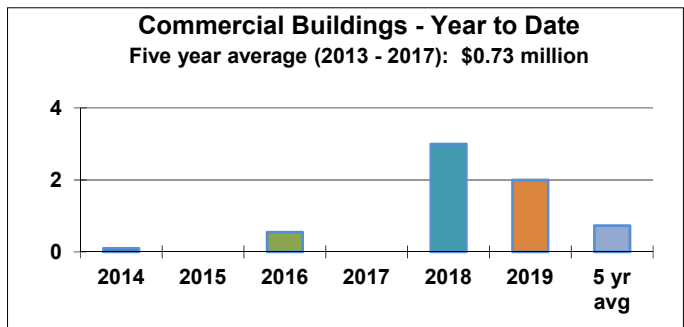
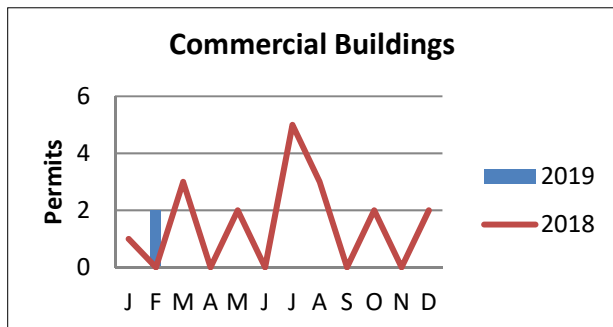
- 39 Building Permits issued in the month of February with total value: \$17,334,982
- 71 Building Permits for 105 dwelling units were issued to the end of February 2019



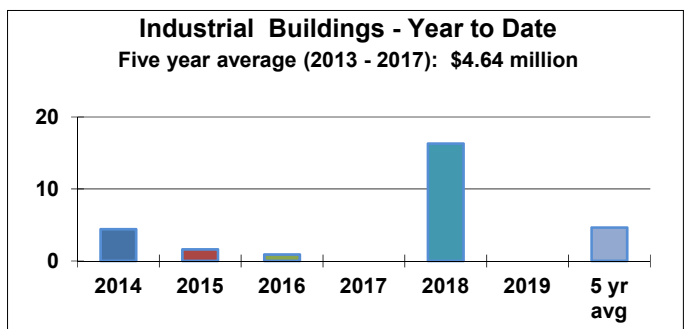
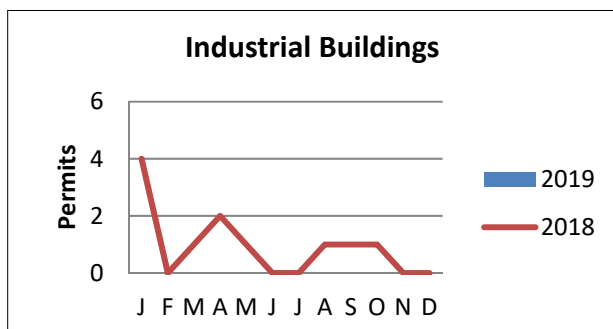
- 5 Multi-Family Building Permits issued in the month of February with a total value: \$12,671,506
- 16 Multi-Family units were created in February
- 11 Multi-Family Building Permits were issued for 51 multi-family units to the end of February 2019



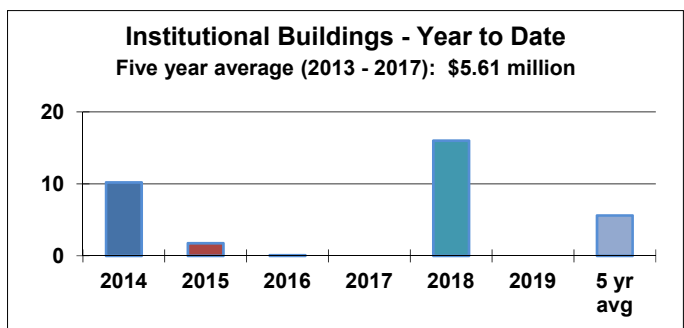
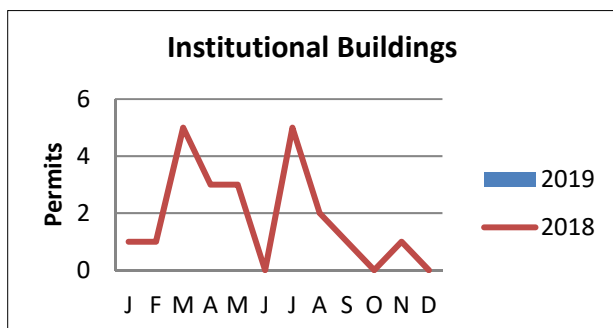
- 39 Tenant Improvement Permits issued in the month of February with total value: \$5,512,216
- Total value of permits for tenant improvements issued to the end of February 2019: \$8,424,201



- 2 Commercial Building Permits issued in the month of February with total value: \$1,996,000
- Total value of permits for commercial development issued to the end of February 2019: \$1,996,000



- There were no Industrial Building Permits issued in the month of February
- Total value of permits for industrial development issued to the end of February 2019: \$0



- There were no Institutional Building Permits issued in the month of February
- Total value of permits for institutional development issued to the end of February 2019: \$0

Township of Langley Development Summary

Statistic	February 2019	February 2018	Year to Date Jan – Feb 2019	Year to Date Jan – Feb 2018
Permits issued	281	223	522	496
Permit fees collected	\$392,106	\$253,253	\$756,744	\$678,529
Inspection units	1,838	1,745	3,966	3,863
Total Construction Value:	\$39,845,091	\$28,937,108	\$77,231,926	\$76,983,537
• Agricultural	\$679,793	\$591,649	\$853,213	\$591,649
• Commercial	\$1,996,000	\$0	\$1,996,000	\$3,000,000
• Industrial	\$0	\$0	\$0	\$16,289,419
• Institutional	\$0	\$15,000,000	\$0	\$16,000,000
• Miscellaneous Residential	\$1,704,592	\$1,216,694	\$13,250,406	\$2,895,129
• Multi-family	\$12,617,506	\$3,197,142	\$26,995,321	\$17,081,005
• Residential	\$17,334,982	\$7,547,123	\$25,712,785	\$16,928,025
• Tenant Improvement	\$5,512,216	\$1,384,500	\$8,424,201	\$4,198,310
Dwelling Units Created:	74	62	156	145
• Mobile	0	2	3	5
• Multi-family	16	12	51	30
• Secondary Suites	24	28	44	68
• Single Family	34	20	58	42

Dwelling Units Created by Community
January – February 2019

